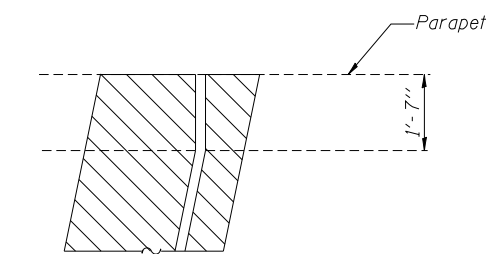
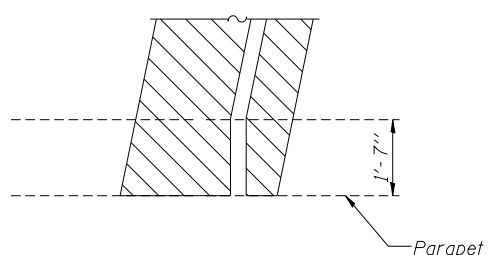


CONCRETE REMOVAL
(SB North Abutment Expansion Joint shown)

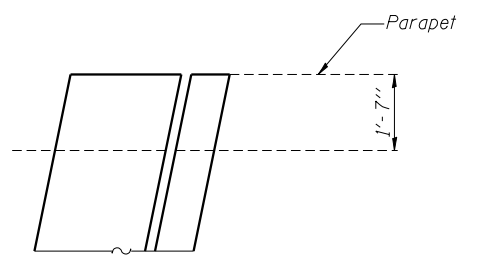
CONCRETE REPLACEMENT
(SB North Abutment Expansion Joint shown)



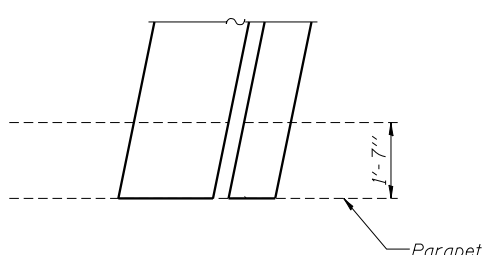
DETAIL A



DETAIL B



DETAIL C



DETAIL D

NOTES:

- Existing reinforcement extending into the removal area shall be cleaned, straightened and incorporated into the new construction. Any reinforcement bars that are damaged during concrete removal shall be replaced with an approved bar splicer or anchorage system. Cost shall be included with Concrete Removal.
- Trim existing reinforcement to accommodate proposed expansion joint.
- See sheet 6 for section A-A, B-B, C-C and D-D.

BILL OF MATERIAL

Item	Unit	Total
Concrete Removal	Cu. Yd.	4.7
Concrete Superstructure	Cu. Yd.	4.7
* Protective Coat	Sq. Yd.	14

*Apply to new concrete only

LEGEND



MIN. LAP

#5 Bar 2'-7" Min. Lap.

5/22/2013 - g:\S1\2\0001\Bridges\CAD\Sheets\Bridges_0243\0600243-76F10-06-North_Exp_Jr.dgn

FILE NAME = *FILES*



USER NAME = sdogenn	DESIGNED - SDG	REVISED -
PLOT SCALE = *SCALE*	CHECKED - FAS	REVISED -
PLOT DATE = 5/22/2013	DRAWN - IK	REVISED -
	CHECKED - SDG	REVISED -

**STATE OF ILLINOIS
DEPARTMENT OF TRANSPORTATION**

**NORTH ABUTMENT EXPANSION JOINT CONCRETE
REMOVAL AND REPLACEMENT
STRUCTURE NO. 060-0243 SB**

SHEET NO. 6 OF 10 SHEETS

F.A.I. RTE. 255	SECTION 60-(8,9) RS-1	COUNTY MADISON	TOTAL SHEETS 206	SHEET NO. 202
			CONTRACT NO. 76F10	

ILLINOIS FED. AID PROJECT