















LEGEND

- EP EDGE OF PAVEMENT
- FO FIBER OPTIC CABLE IN CONDUIT
- IPP INLET AND PIPE PROTECTION
- PVC POLYVINYL CHLORIDE CONDUIT
-  EXISTING CCTV
-  EXISTING RADAR VEHICLE DETECTOR
-  EXISTING JUNCTION BOX
-  EXISTING DOUBLE HANDHOLE (EXHH**)
-  EXISTING CONTROLLER
- EXISTING CONDUIT
-  EXISTING SERVICE INSTALLATION
-  PROPOSED HANDHOLE (HH**)
-  PROPOSED DOUBLE HANDHOLE (DHH**)
-  PROPOSED CONTROLLER
- //--- PROPOSED CONDUIT
-  PROPOSED JUNCTION BOX, SIZE SPECIFIED (JB**)
-  PROPOSED CCTV
-  PROPOSED RADAR VEHICLE DETECTOR
-  TEMPORARY EROSION CONTROL SEEDING
-  INLET AND PIPE PROTECTION (IPP)

GENERAL NOTES

1. ALL MATERIALS SHALL CONFORM TO SECTION 106 OF THE STANDARD SPECIFICATIONS FOR CONTROL OF MATERIALS.
2. THE JUNCTION BOXES SHALL BE UNPAINTED ALUMINUM SHEET METAL UNLESS OTHERWISE SPECIFIED ON THE PLANS.
3. UNDERGROUND CABLE MARKING TAPE SHALL BE INSTALLED WITH ALL TRENCHED CONDUIT IN ACCORDANCE WITH ARTICLES 810.04 AND 1066.05 OF THE STANDARD SPECIFICATIONS.
4. THE CONTRACTOR SHALL NOT DRILL ANY HOLES IN THE BEAMS, DECK, OR SUBSTRUCTURE OF THE BRIDGE, UNLESS APPROVED BY THE ENGINEER.
5. ALL GROUND RODS SUPPLIED FOR THIS PROJECT SHALL BE IN ACCORDANCE WITH ARTICLE 1087.01. ALL CONNECTIONS TO GROUND RODS SHALL BE MADE VIA EXOTHERMIC WELD. COMPRESSION CLAMPS WILL NOT BE ALLOWED.
6. COORDINATION WITH THE DEPARTMENT'S BUREAU OF OPERATIONS IS REQUIRED BEFORE ANY TRENCHING SHALL BE DONE TO LOCATE HIGHWAY LIGHTING/PUMP STATION/ITS FACILITIES AND TO COORDINATE OTHER FIELD ACTIVITIES.
7. BENDING RADIUS OF FIBER OPTIC CABLE SHALL NOT BE LESS THAN SIX (6) INCHES.
8. ALL HANDHOLES SHALL BE CONSTRUCTED OF PORTLAND CEMENT CONCRETE PER SECTION 814 OF THE STANDARD SPECIFICATIONS. THE LEGEND ON THE COVER SHALL BE "ITS". SLOPE HANDHOLE TO MATCH FINAL GRADE ELEVATION.
9. ALL UTILITIES AND DRAINAGE STRUCTURES SHALL BE LOCATED IN THE FIELD PRIOR TO ANY ATTEMPT TO CONSTRUCT ANY COMPONENT OF THE VARIOUS ITS EQUIPMENT SYSTEMS. THE COST FOR LOCATING DRAINAGE STRUCTURES SHALL BE INCLUDED IN THE CONTRACT UNIT PRICE FOR UNDERGROUND CONDUIT OF THE TYPE AND SIZE SPECIFIED.
10. ILLINOIS STATE LAW REQUIRES A 48 HOUR NOTICE BE GIVEN TO UTILITIES BEFORE DIGGING. FIELD MARKING OF FACILITIES MAY BE OBTAINED BY CONTACTING JOINT UTILITY LOCATING INFORMATION (J.U.L.I.E) OR FOR NON-MEMBERS, THE UTILITY COMPANY DIRECTLY. AGENCIES KNOWN TO HAVE FACILITIES WITHIN THE PROJECT AREA ARE AS FOLLOWS:
 - AMEREN ILLINOIS (GAS & ELECTRIC)
 - AT&T ILLINOIS (COMMUNICATIONS)
 - AT&T CORPORATION (COMMUNICATIONS)
 - BOND MADISON WATER COMPANY (WATER)
 - CHARTER COMMUNICATIONS, INC. (CABLE TV)
 - DEPARTMENT OF CENTRAL MANAGEMENT SERVICES (COMMUNICATIONS)
 - ILLINOIS AMERICAN WATER COMPANY (WATER)
 - KINDER MORGAN (PIPELINE)
 - LEVEL 3 COMMUNICATIONS, LLC (COMMUNICATIONS)
 - SOUTHWESTERN ELECTRIC COOPERATIVE, INC. (ELECTRIC)
 - CITY OF TROY (WATER & SANITARY SEWER)

MEMBERS OF J.U.L.I.E. ARE INDICATED BY AN "*" . THE (J.U.L.I.E.) SYSTEM NUMBERS ARE (800)-892-0123 AND 811. NON-J.U.L.I.E. MEMBERS MUST BE NOTIFIED INDIVIDUALLY.
11. ALL FIBER BACKBONE CONDUIT SHALL BE PLACED A MINIMUM OF 5' FROM EDGE OF PAVEMENT. FINAL LOCATION SHALL BE APPROVED BY THE ENGINEER.
12. THE CONTRACTOR SHALL BE REQUIRED TO PERFORM FIELD MEASUREMENTS TO VERIFY DIMENSIONS OF EXISTING STRUCTURES PRIOR TO ORDERING MOUNTING HARDWARE.
13. FIBER OPTIC CABLE PULL TENSION WILL BE LIMITED BY PROVIDING JUNCTION BOXES OR HANDHOLES AT INTERVALS NO GREATER THE 750 FEET.
14. A 1/4" DIA. NYLON ROPE SHALL BE INSTALLED IN ALL CONDUIT RUNS. THE COST OF PULL ROPE SHALL BE INCLUDED IN THE PROPOSED ELECTRIC CABLE INSTALLATION AND OR FIBER OPTIC CABLE IN THAT CONDUIT.

15. THE CONTRACTOR SHALL PAY ATTENTION TO SECTION 107 "LEGAL REGULATIONS AND RESPONSIBILITY TO PUBLIC" OF THE STANDARD SPECIFICATIONS. IN PARTICULAR ARTICLE 107.01 "LAWS TO BE OBSERVED" AND ARTICLE 107.04 "PERMITS AND LICENSES".
16. THE COST TO REMOVE AND REPLACE ANY EXISTING RIP RAP ENCOUNTERED DURING TRENCHING OPERATIONS SHALL BE INCLUDED IN THE UNIT PRICE OF THE ASSOCIATED "UNDERGROUND CONDUIT, (SIZE & TYPE, AS SPECIFIED)".
17. INLET AND PIPE PROTECTION (IPP) SHALL BE PLACED IN "ACTIVE" WORKZONES ONLY. AN "ACTIVE" WORKZONE IS DEFINED AS AN AREA WHERE THE CONTRACTOR IS CURRENTLY INSTALLING MULTI-DUCT CONDUIT. INLET AND PIPE PROTECTION PLACEMENT IN AN "INACTIVE" WORKZONE SHALL BE WITH THE ENGINEER'S PERMISSION.
18. IN ADDITION TO BACKFILLING AND MECHANICALLY COMPACTING CONDUIT TRENCHES PER ARTICLE 810.04(A) OF THE STANDARD SPECIFICATIONS, SUITABLE AND SUFFICIENT BACKFILL MATERIAL SHALL BE ADDED ABOVE THE TRENCH TO TAKE CARE OF ANTICIPATED FINAL GRADE SETTLEMENT, AS DIRECTED BY THE ENGINEER.

| | | | | | | | | | | |
|--|-----------------------|---|-------------------|---|--|-------------------|---------|--------|--------------|-----------|
| FILE NAME : c:\pwwork\pwwork\prestonme\0320429\0320429.dgn | USER NAME : prestonme | DESIGNED - | REVISED - | STATE OF ILLINOIS DEPARTMENT OF TRANSPORTATION | GENERAL NOTES, LEGEND AND COMMITMENTS | F.A.I. RTE. | SECTION | COUNTY | TOTAL SHEETS | SHEET NO. |
| PLOT SCALE : 100,0000 ' / in. | DRAWN - | REVISED - | 55/70 | | | DIST 8 ITS 2014-1 | MADISON | 44 | 2 | |
| PLOT DATE : 10/16/2013 | CHECKED - | REVISED - | CONTRACT NO.76G08 | | | | | | | |
| DATE - | REVISED - | SCALE: SHEET NO. OF SHEETS STA. TO STA. FED. ROAD DIST. NO. ILLINOIS FED. AID PROJECT | | | | | | | | |