









SCHEDULE OF QUANTITIES - FLASHING BEACON AND FIBER OPTIC CABLE RELOCATION				
ITEM DESCRIPTION	UNIT	TOTAL QTY.	FLASHER	FIBER RELOCATION
SERVICE INSTALLATION, TYPE B	EACH	1.0	1.0	
UNDERGROUND CONDUIT, PVC, 1 1/2" DIA.	FOOT	200.0		200.0
UNDERGROUND CONDUIT, PVC, 2" DIA.	FOOT	794.0	794.0	
UNDERGROUND CONDUIT, PVC, 3" DIA.	FOOT	220.0	220.0	
UNDERGROUND CONDUIT, PVC, 3 1/2" DIA.	FOOT	115.0	115.0	
HANDHOLE, PORTLAND CEMENT CONCRETE	EACH	5.0	5.0	
DOUBLE HANDHOLE, PORTLAND CEMENT CONCRETE	EACH	1.0	1.0	
FLASHER CONTROLLER	EACH	1.0	1.0	
SPAN WIRE	FOOT	172.0	172.0	
TETHER WIRE	FOOT	172.0	172.0	
ELECTRIC CABLE AERIAL SUSPENDED, SIGNAL, NO. 14 3C	FOOT	86.0	86.0	
REMOVE EXISTING HANDHOLE	EACH	1.0		1.0
FIBER OPTIC CABLE 12 FIBERS, SINGLE MODE	FOOT	580.0		580.0
COMMUNICATIONS VAULT	EACH	1.0		1.0
TRAFFIC SIGNAL WOOD POLE , 40 FOOT, CLASS 5	EACH	1.0	1.0	
SIGNAL HEAD ,LED, 4-FACE 1-SECTION, SPAN WIRE MOUNTED	EACH	1.0	1.0	

TRAFFIC SIGNAL LEGEND	
	PROP. CONDUIT
	PROP. CONCRETE HANDHOLE
	PROP. DOUBLE HANDHOLE
	PROP. FLASHER CONTROLLER
	PROP. DETECTOR LOOP RISER
	PROP. SERVICE INSTALLATION
	PROP. SIGNAL HEAD, 4 FACE, 1-SECTION
	PROP. WOOD POLE, 40 FT., CLASS 5 WITH GUY WIRES

CONSTRUCTION NOTES	
1.	THE LOCATION OF ALL UTILITIES AND PRIVATELY OWNED FACILITIES SHALL BE FIELD VERIFIED BY THE CONTRACTOR PRIOR TO THE INSTALLATION OF ANY COMPONENTS.
2.	ELECTRICAL WORK SHALL CONFORM TO NATIONAL, STATE, AND LOCAL CODES.
3.	ALL LOOP RISERS SHALL BE REFLECTED THROUGH THE NEW SURFACE AND ALL LOOP RISERS SHALL BE CHIPPED OUT AND FILLED WITH EPOXY.
4.	THE LOCATIONS FOR HANDHOLES WOOD POLES ARE PROVIDED FOR REFERENCE ONLY. THE ENGINEER OF TRAFFIC SHALL BE NOTIFIED FOR LOCATION VERIFICATION BEFORE INSTALLATION.
5.	ALL TRAFFIC SIGNAL SECTIONS SHALL HAVE 12" SINGLE LED LENSES.
6.	THE FLASHING BEACON SHALL BE INSTALLED IN ACCORDANCE WITH THE HIGHWAY STANDARD 880001. THE SIGNAL HEADS SHALL MAINTAIN AN 18 FT. MINIMUM CLEARANCE FROM THE HIGHEST POINT OF THE ROADWAY.
7.	ALL TRAFFIC SIGNAL HEAD BRACKETS ARE TO BE ALUMINUM WITH A NATURAL FINISH.
8.	THE CONTRACTOR SHALL PROVIDE ELECTRICAL CABLE SLACK IN ACCORDANCE WITH ARTICLE 873.03.
9.	ELECTRICAL CABLE WILL BE MEASURED FOR PAYMENT IN ACCORDANCE WITH ARTICLE 873.04.
10.	ALL SURPLUS MATERIALS SHALL BE DISPOSED OF IN ACCORDANCE WITH ARTICLE 202.03 OF THE STANDARD SPECIFICATIONS.
11.	ALL PROPOSED CONTROLLER CABINETS, SERVICE DISCONNECTS, AND METALLIC CONDUITS SHALL BE GROUNDED IN ACCORDANCE WITH NEC REQUIREMENTS. THIS WORK WILL NOT BE PAID FOR SEPARATELY, BUT SHALL BE INCLUDED IN THE UNIT BID PRICES FOR EACH ASSOCIATED ITEM.
12.	THE HANDHOLE SHALL BE CONSTRUCTED SO THAT THE TOP OF THE FRAME WILL BE FLUSH WITH THE SURFACE OF THE MEDIAN, SIDEWALK, OR GROUND LINE.
13.	COILABLE POLYETHYLENE DUCT MAY BE SUBSTITUTED FOR PVC CONDUIT.
14.	NO ADDITIONAL COMPENSATION WILL BE ALLOWED FOR PLACING CONDUIT AT GREATER THAN 2 FT. MINIMUM DEPTH TO AVOID OBSTACLES SUCH AS UNDERGROUND UTILITIES.
15.	THE CONTRACTOR IS RESPONSIBLE FOR THE COST OF UNCOVERING OR HAND DIGGING AROUND UTILITIES AS NECESSARY. THIS COST OF THIS WORK SHALL BE INCLUDED IN THE UNIT PRICES FOR THE CONDUITS.
16.	THE CONTRACTOR SHALL COORDINATE THE RELOCATION OF THE FIBER OPTIC CABLE WITH DUNLAP SCHOOL DISTRICT 323 TO MINIMIZE SERVICE DISRUPTION.
17.	ALL CONDUITS WITHOUT CONDUCTORS INSTALLED SHALL CONTAIN A DETECTABLE MULE TAPE. THE COST OF THIS WORK SHALL BE INCLUDED IN THE CONTRACT UNIT PRICE FOR THE PROPOSED CONDUIT PAY ITEMS.
18.	THE PROPOSED CONDUIT SHALL BE COUPLED TO THE EXISTING CONDUIT. THE COST OF THIS WORK SHALL BE INCLUDED IN THE CONTRACT UNIT PRICE FOR THE PROPOSED CONDUIT PAY ITEMS.
19.	THE CONTRACTOR SHALL INSTALL GUY WIRES ON THE WOOD POLE. THE COST OF THIS WORK SHALL BE INCLUDED IN THE BID PRICE FOR TRAFFIC SIGNAL WOOD POLE, 40 FOOT, CLASS 5
20.	THE CONTRACTOR SHALL FURNISH A 40 FT. CLASS 5 WOOD POLE WITH GUY WIRES IN LIEU OF THE 25 FT. WOOD SERVICE POLE. THE COST OF THIS WORK SHALL BE INCLUDED IN THE BID PRICE FOR SERVICE INSTALLATION, TYPE B.
21.	THE CONTRACTOR SHALL INSTALL 1" DIAMETER GALVANIZED STEEL CONDUIT, #14 3/C ELECTRIC CABLE IN CONDUIT, WEATHERHEAD, BRACKETS, AND HARDWARE FROM THE TOP OF THE SERVICE POLE TO THE FLASHER CONTROLLER. THE COST OF THIS WORK SHALL BE INCLUDED IN THE BID PRICE FOR SERVICE INSTALLATION, TYPE B. NO CONDUIT SHALL ENTER THE TOP OF THE FLASHER CONTROLLER TO PREVENT WATER INTRUSION.

FILE NAME =	USER NAME = lababidism	DESIGNED -	REVISED -	<b>STATE OF ILLINOIS DEPARTMENT OF TRANSPORTATION</b>	<b>SCHEDULE AND NOTES FOR SIGNAL AND FIBER OPTIC CABLE PLANS</b>	F.A.S. RTE.	SECTION	COUNTY	TOTAL SHEETS	SHEET NO.	
Default	ct:\pw_work\pwidot\lababidism\0330150\88792 - IL 91 Overhead Flasher Plans (Final 8-9-13)	DRAWN -	REVISED -			1380	7W-1, RS-3	PEORIA	617	295	
	PLOT SCALE = 40.0000' / in.	CHECKED -	REVISED -			CONTRACT NO. 88792					
	PLOT DATE = 9/6/2013	DATE -	REVISED -			ILLINOIS FED. AID PROJECT					
					SCALE:	SHEET OF SHEETS		STA.	TO STA.		