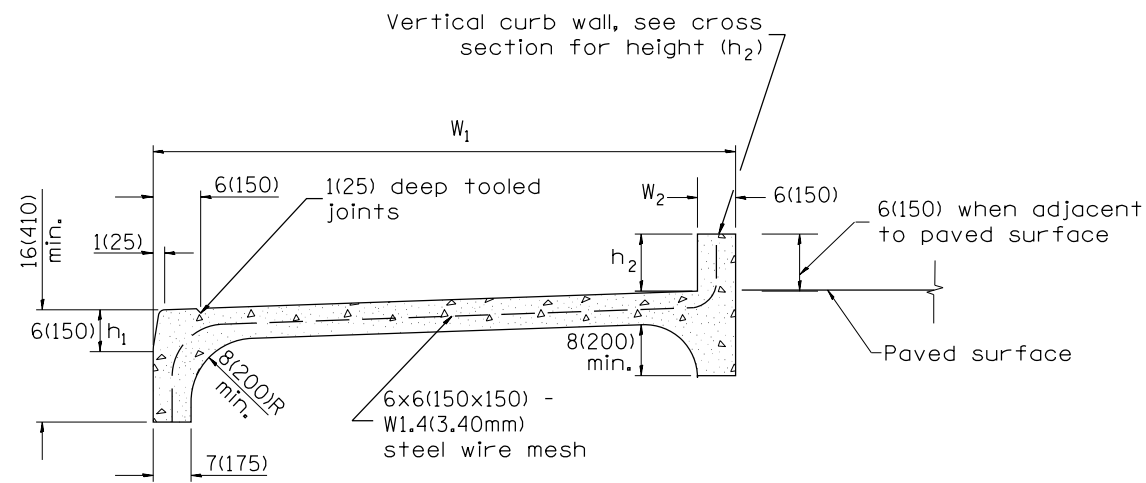
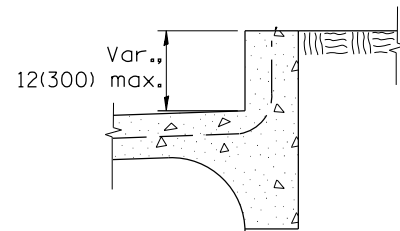


DESIGNER NOTES:
 1. THIS DRAWING SHOULD BE USED IN CONJUNCTION WITH STATE STANDARD 424001 AND DISTRICT CADD STDS. "CURB RAMPS ACCESSIBLE TO THE DISABLED" AND "COMBINATION CONCRETE CURB & SIDEWALK 4" (100mm).

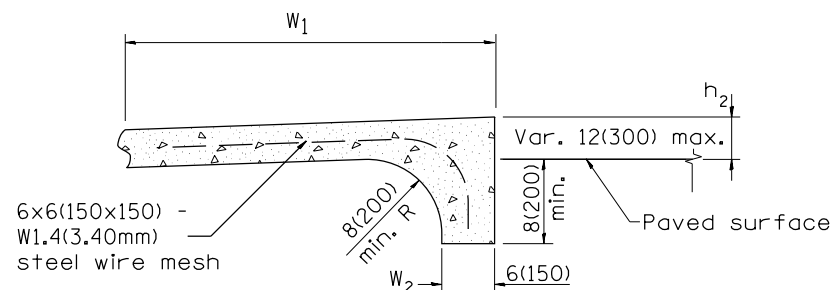


**COMBINATION CONCRETE CURB-SIDEWALK 4"(100mm)
(SPECIAL)**

Measurement formula: $(W_1 + W_2 + h_1 + h_2) \times \text{length constructed} =$
 Payment area in square feet (square meters)

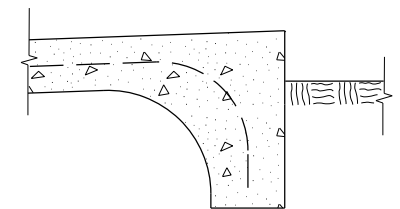


WITH TURF BORDER

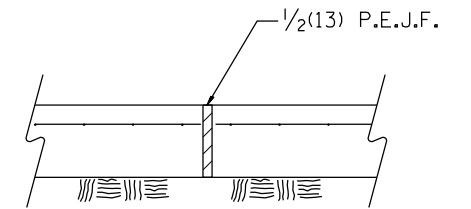
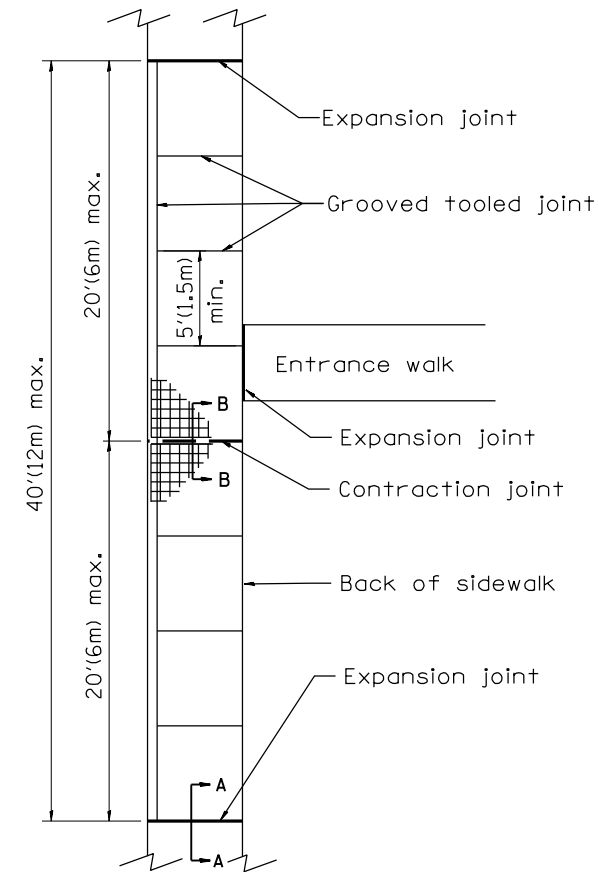


ALTERNATE BACK DETAIL

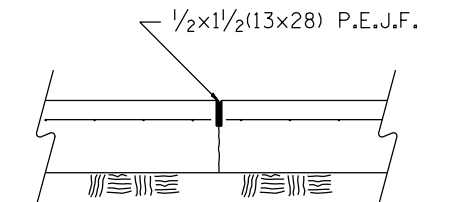
WHEN SIDEWALK GRADE ABOVE EXISTING GRADE



WITH TURF BORDER



**SEC. A-A
Expansion Joint**



**SEC. B-B
Contraction Joint**

GENERAL NOTES:

- All provisions in Section 424 of the Standard Specifications shall apply, unless otherwise shown.

All dimensions are in inches (millimeters) unless otherwise noted.

01-01-97	RENUM. A-5.03, NEW REVISION BOX	T.P.			
10-16-06	REVISED TO 2007 SPEC.	M.A.			

**STATE OF ILLINOIS
DEPARTMENT OF TRANSPORTATION**

COMBINATION CONCRETE CURB-SIDEWALK 4" (100mm), (SPECIAL)

NOT TO SCALE

CADD STD. 424106-D4

F.A. RTE.	SECTION	COUNTY	TOTAL SHEETS	SHEET NO.
1380	7W-1, RS-3	PEORIA	617	350
FED. ROAD DIST. NO. ILLINOIS FED. AID PROJECT			CONTRACT NO. 88792	