





LEGEND			
—	EXISTING GRADE		CKD FILL (S.F.)
—	PROPOSED GRADE		EARTH FILL (S.F.)
- - -	PROPOSED SUBGRADE		EARTH CUT (S.F.)
			CHANNEL CUT (S.F.)

