



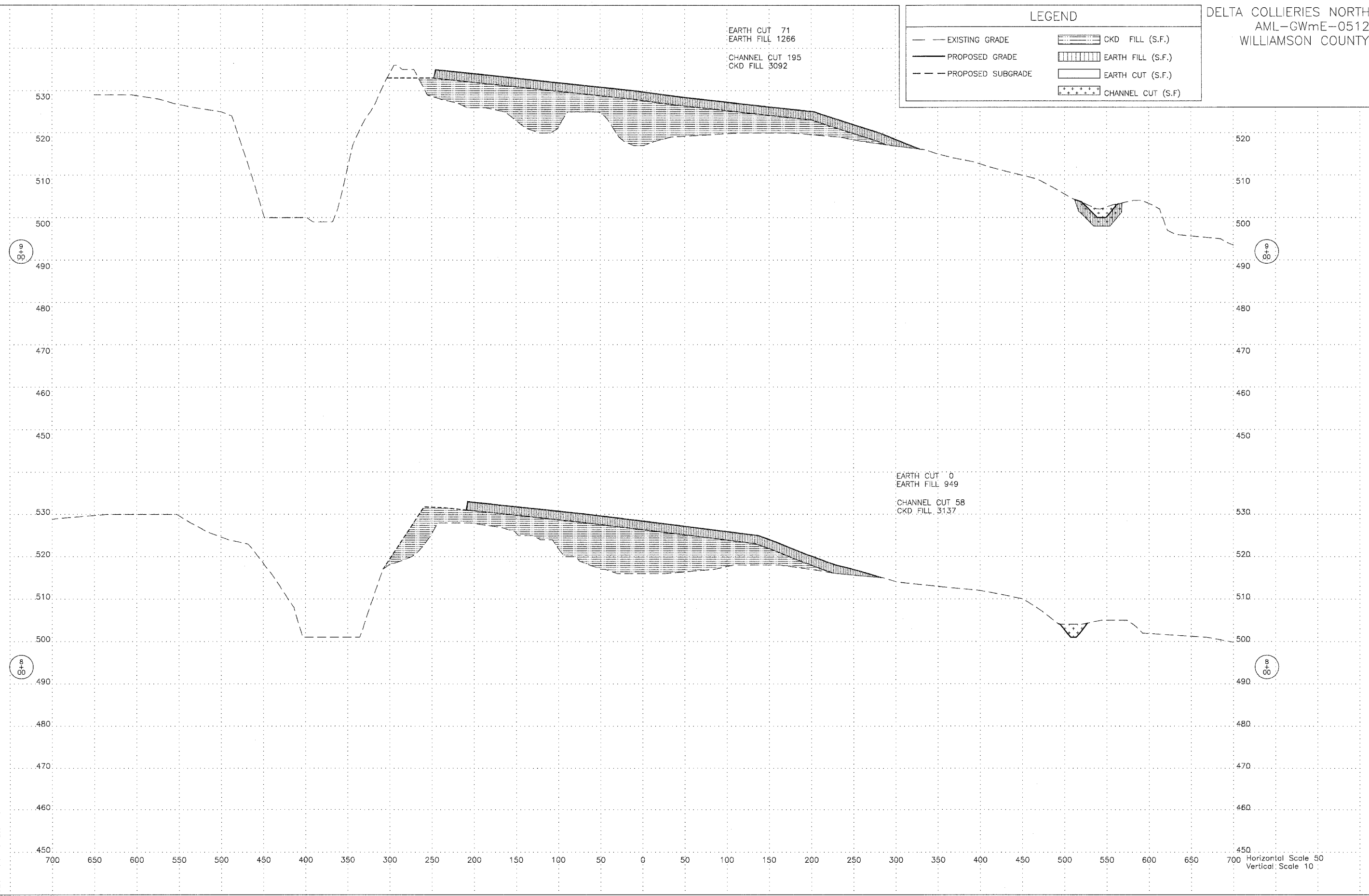


LEGEND			
— — — — —	EXISTING GRADE		CKD FILL (S.F.)
— — — — —	PROPOSED GRADE		EARTH FILL (S.F.)
- - - - -	PROPOSED SUBGRADE		EARTH CUT (S.F.)
			CHANNEL CUT (S.F.)

EARTH CUT 71  
 EARTH FILL 1266  
 CHANNEL CUT 195  
 CKD FILL 3092

EARTH CUT 0  
 EARTH FILL 949  
 CHANNEL CUT 58  
 CKD FILL 3137



Horizontal Scale 50  
 Vertical Scale 10