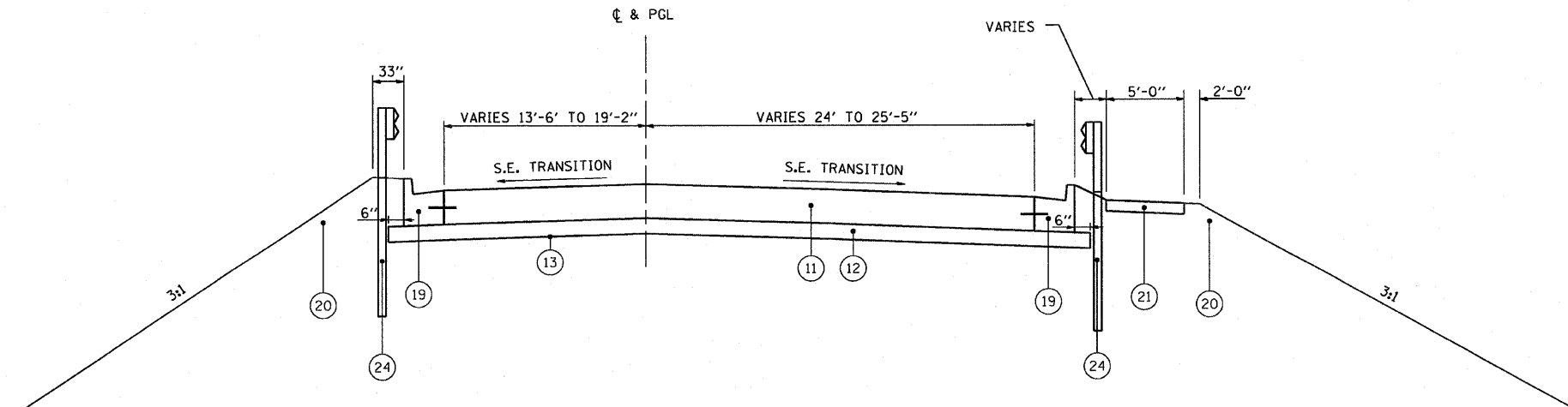
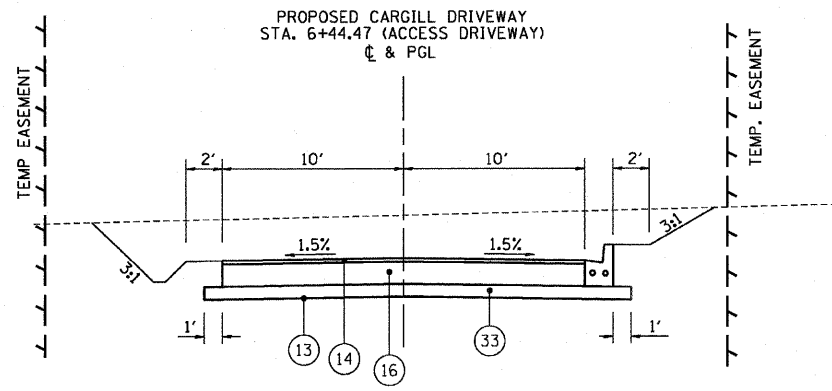
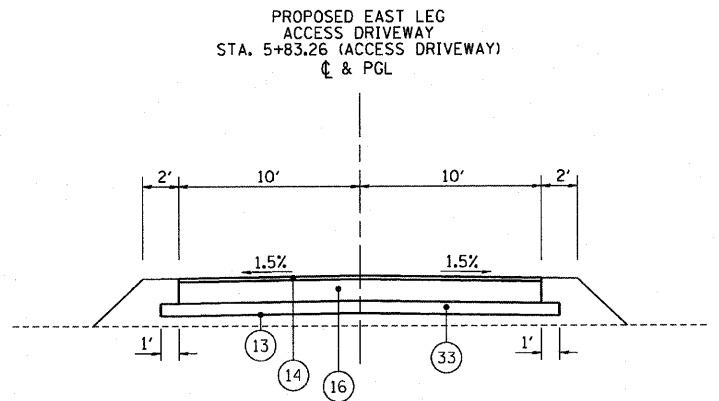
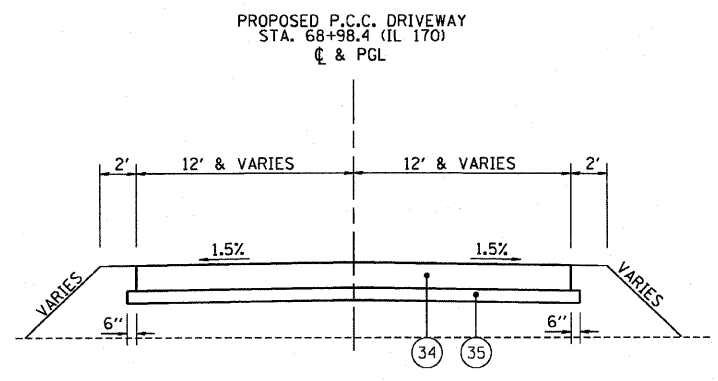




F.A.P. RTE.	SECTION	COUNTY	TOTAL SHEETS	SHEET NO.
786	(109) BR	LASALLE	351	10
STA. 61+50		TO STA. 100+00		
FED. ROAD DIST. NO.		ILLINOIS FED. AID PROJECT		



IL RTE. 170 PROPOSED TYPICAL ROADWAY SECTION
 STA. 89+26.7 TO 89+94.0
 NOTE: S.E. TRANSITION FROM NORMAL CROWN @ STA. 89+26.76 TO 5.7% @ STA. 91+42

LEGEND

- 1 EXISTING BITUMINOUS CONCRETE OVERLAY, 3"
- 2 EXISTING P.C.C. PAVEMENT, 7"
- 3 EXISTING BITUMINOUS PAVEMENT, 9" W. OF IL RTE 170
- 4 EXISTING BITUMINOUS PAVEMENT, 6/75" (E. OF IL RTE 170)
- 5 EXISTING AGGREGATE SHOULDER
- 6 EXISTING P.C.C. BASE COURSE WIDENING, 9"
- 7 EXISTING COMB. CONC. CURB & GUTTER TY B. 6-24
- 8 EXISTING P.C.C. SIDEWALK
- 9 EXISTING STEEL PLATE BEAM GUARDRAIL
- 10 EXISTING AGGREGATE SHOULDER
- 11 PROPOSED PORTLAND CEMENT CONCRETE PAVEMENT, 9.5"
- 12 PROPOSED SUB-BASE GRANULAR MATERIAL, TYPE A 12"
- 13 GEOTECHNICAL FABRIC FOR GROUND STABILIZATION
- 14 PROPOSED POLYMERIZED HOT-MIX ASPHALT SURFACE COURSE, MIX D, N50, 1 1/2"
- 15 PROPOSED POLYMERIZED HOT-MIX ASPHALT BINDER COURSE, IL-19.0, N50, 5"
- 16 PROPOSED POLYMERIZED HOT-MIX ASPHALT BINDER COURSE, IL-19.0, N50, 6 1/2"
- 17 PROPOSED AGGREGATE SUBGRADE, 12"
- 18 PROPOSED AGGREGATE SHOULDER, TYPE A, 6"
- 19 PROPOSED COMBINATION CONCRETE CURB AND GUTTER, TYPE B-6.24
- 20 PROPOSED TOPSOIL PLACEMENT, 4" AND SEEDING OR SODDING (SEE PLANS)
- 21 PROPOSED PCC SIDEWALK, 4" (SEE PLANS FOR LOCATIONS)
- 22 PROPOSED HOT-MIX ASPHALT SHOULDERS, 6 1/2"
- 23 PROPOSED AGGREGATE SHOULDER, TYPE A, 6 1/2"
- 24 PROPOSED STEEL PLATE BEAM GUARDRAIL, TYPE A (SEE PLANS FOR LOCATION)
- 25 PROPOSED INCIDENTAL HOT-MIX ASPHALT SURFACING, 6"
- 26 PAVEMENT REMOVAL
- 27 PROPOSED BITUMINOUS MATERIALS (PRIME COAT)
- 28 TYPE B GUTTER
- 16 PROPOSED EARTH SHOULDER
- 30 PROPOSED HOT-MIX ASPHALT SURFACE REMOVAL, 1 1/2"
- 31 PROPOSED POLYMERIZED HOT-MIX ASPHALT SURFACE COURSE, MIX D, N50, 1 1/2"
- 32 PROPOSED COMBINATION CONC. CURB AND GUTTER, TYPE B-6.12
- 33 PROPOSED SUB-BASE GRANULAR MATERIAL, TYPE A 4"
- 34 PROPOSED PORTLAND CEMENT CONCRETE DRIVEWAY, 8"
- 35 PROPOSED SUB-BASE GRANULAR MATERIAL TYPE A, 8"
- 36 PROPOSED PCC SHOULDER, 9.5"
- 37 REMOVE AND REERECT STEEL PLATE BEAM GUARDRAIL
- 38 PROPOSED SUB-BASE GRANULAR MATERIAL, TYPE C

REVISIONS	
NAME	DATE

ILLINOIS DEPARTMENT OF TRANSPORTATION
ROADWAY TYPICAL SECTIONS
IL 170 BRIDGE REPLACEMENT AT SENECA
 SCALE: 1" = 50'
 DATE: OCTOBER, 2007
 DRAWN BY: CJO
 CHECKED BY: JCL

PLOT DATE = 10/14/2007
 FILE NAME = #FILE#
 PLOT SCALE = #SCALE#
 USER NAME = #PROJECT#