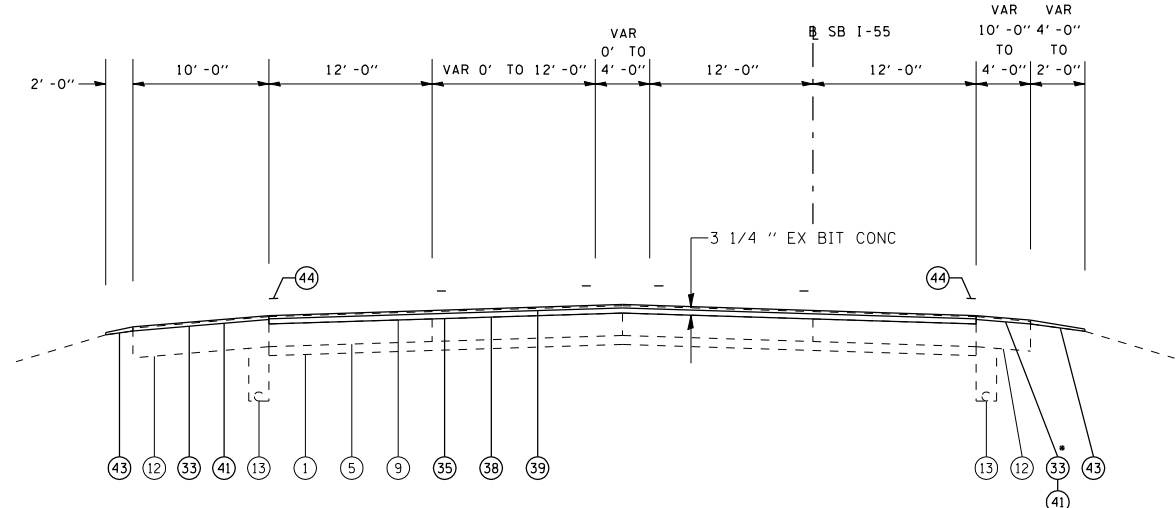
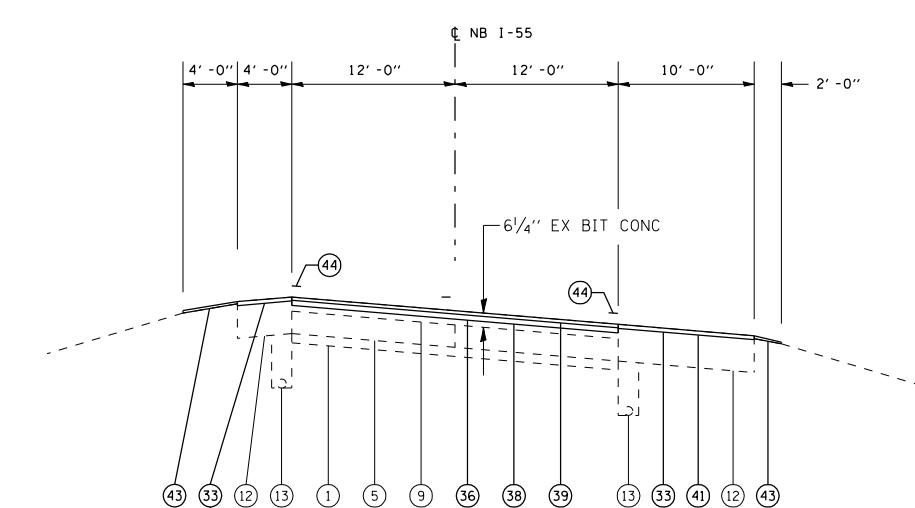


F.A.I. RTE.	SECTION	COUNTY	TOTAL SHEETS	SHEET NO.
*	**	SANGAMON	248	14
STA.		TO STA.		
FED. ROAD DIST. NO.		ILLINOIS FED. AID PROJECT		
		* FA155(I-55), FA172(I-72), FAP666(I-55 BUS)		
		** D6 INTERSTATE RS,BR,M CAB 2008		

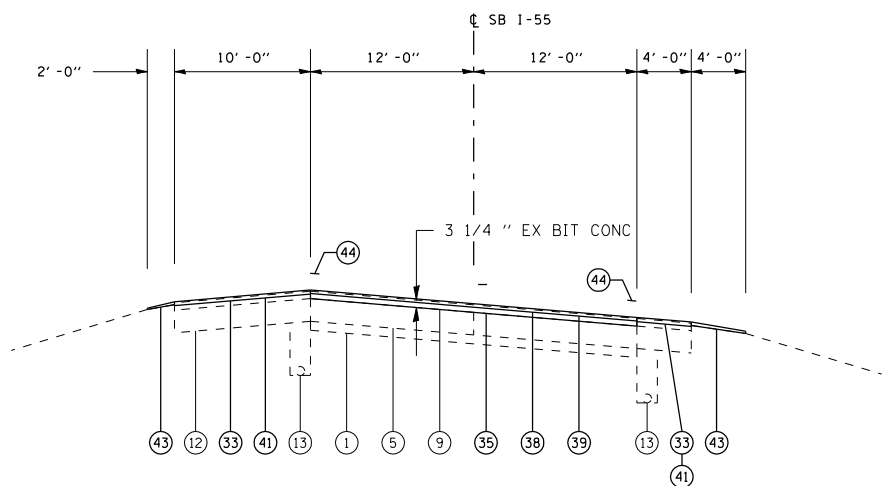


TYPICAL #11
SOUTHBOUND FAI 55
STA 13+59 TO STA 31+21.67

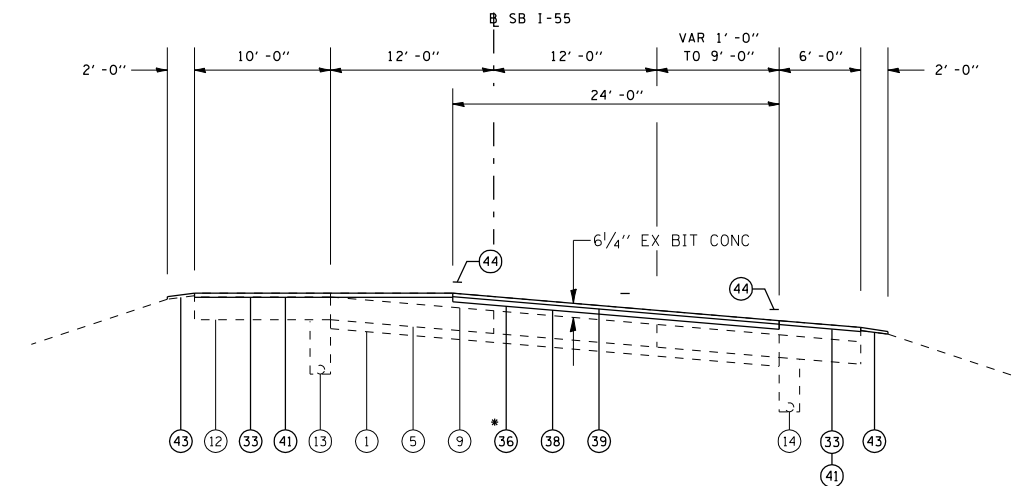
* STA 14+80.04 TO 19+58.31
SEE MEDIAN CROSS OVER DETAIL
FOR WIDENING



TYPICAL #12
NORTHBOUND FAI 55
STA 30+16 TO STA 64+66.59



TYPICAL #13
SOUTHBOUND FAI 55
STA 31+21.67 TO STA 50+00



TYPICAL #14
SOUTHBOUND FAI 55
STA 50+00 TO STA 64+32.03

* 5" UNDER SN 084-0078
SEE DETAIL

LEGEND

- | | | |
|--|--|---|
| ① EX STABILIZED SUB-BASE 4" | ⑮ EX TEMPORARY CONCRETE BARRIER WALL | ⑳ PR POLYMERIZED HOT-MIX ASPHALT BINDER COURSE, IL-19.0, N105 2 1/4" |
| ② EX AGGREGATE SUB-BASE 4" | ⑯ EX BITUMINOUS CONCRETE PAVEMENT 18" | ㉑ PR POLYMERIZED HOT-MIX ASPHALT SURFACE COURSE, MIX "E", N105 1 1/2" |
| ③ EX OPEN GRADED DRAINAGE LAYER 4" | ⑰ EX PCC BASE COURSE 9" | ④① PR POLYMERIZED HOT-MIX ASPHALT SURFACE COURSE, MIX "E", N105 2" |
| ④ EX SUB-BASE GRANULAR MATERIAL 12" | ⑱ EX PCC PAVEMENT 8" STD REINFORCEMENT | ④② PR HOT-MIX ASPHALT SURFACE COURSE, MIX "C", N30 2" |
| ⑤ EX PCC PAVEMENT 10" | ⑲ EX PCC PAVEMENT 10" STD REINFORCEMENT | ④③ PR HOT-MIX ASPHALT SHOULDERS, 4" |
| ⑥ EX PCC BASE COURSE 10" | ⑳ EX PCC PAVEMENT 9-7-9 | ④④ PR AGGREGATE SHOULDERS, TYPE B |
| ⑦ EX CRPCC PAVEMENT 11 3/4" | | ④⑤ PR PAVEMENT MARKING |
| ⑧ EX CRPCC PAVEMENT (7" WBL, 8" EBL) | ⑳ PR HOT-MIX ASPHALT SURFACE REMOVAL, 3/4" | ④⑥ PR FURNISHED EXCAVATION |
| ⑨ EX BIT SURFACE COURSE (THICK VARIES) | ㉑ PR HOT-MIX ASPHALT SURFACE REMOVAL, 1 1/2" | ④⑦ PR HIGH TENSION CABLE MEDIAN BARRIER |
| ⑩ EX AGGREGATE SHOULDERS | ㉒ PR HOT-MIX ASPHALT SURFACE REMOVAL, 2" | |
| ⑪ EX PCC SHOULDERS 11 3/4" | ㉓ PR HOT-MIX ASPHALT SURFACE REMOVAL, 2 1/2" | |
| ⑫ EX BITUMINOUS SHOULDERS (THICK VARIES) | ㉔ PR HOT-MIX ASPHALT SURFACE REMOVAL, 3 1/4" | |
| ⑬ EX PIPE UNDERDRAINS 4" | ㉕ PR HOT-MIX ASPHALT SURFACE REMOVAL, 3 3/4" | |
| ⑭ EX PIPE UNDERDRAINS 6" | ㉖ PR HOT-MIX ASPHALT SURFACE REMOVAL, 5" | |

PAVED SHOULDER SLOPE
4.0% CROSS SLOPE IS DESIRABLE ON NORMAL CROWN SECTIONS

ON THE HIGH SIDE OF SUPERELEVATED CURVES, SLOPE THE SHOULDER SO THAT THE ALGEBRETIC DIFFERENCE BETWEEN THE PAVEMENT AND SHOULDERS ARE NOT GREATER THAN 8%

ON THE LOW SIDE OF SUPERELEVATED CURVES, SLOPE THE SHOULDER 4% UNLESS THE SUPER ELEVATED SECTION IS GREATER THAN 4% THEN MATCH SUPERELEVATED SLOPE

PAVEMENT SLOPE
1.5% CROSS SLOPE IS DESIRABLE ON CROWN SECTIONS

MATCH EXISTING SLOPE ON SUPERELEVATED SECTIONS UNLESS OTHERWISE NOTED

REVISIONS	
NAME	DATE

ILLINOIS DEPARTMENT OF TRANSPORTATION
TYPICAL SECTIONS
FA155(I-55), FA172(I-72), FAP666(I-55 BUS)
SECTION D6 INTERSTATE RS,BR,M CAB 2008
SANGAMON COUNTY

SCALE: _____ DRAWN BY _____
DATE _____ CHECKED BY _____