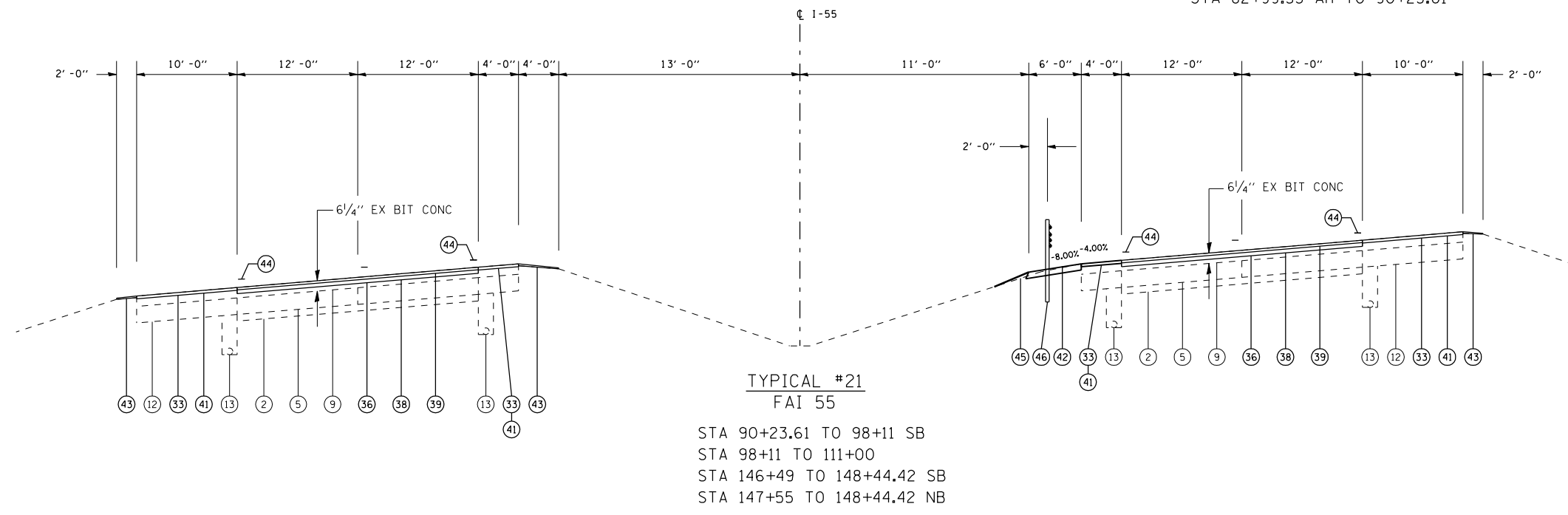
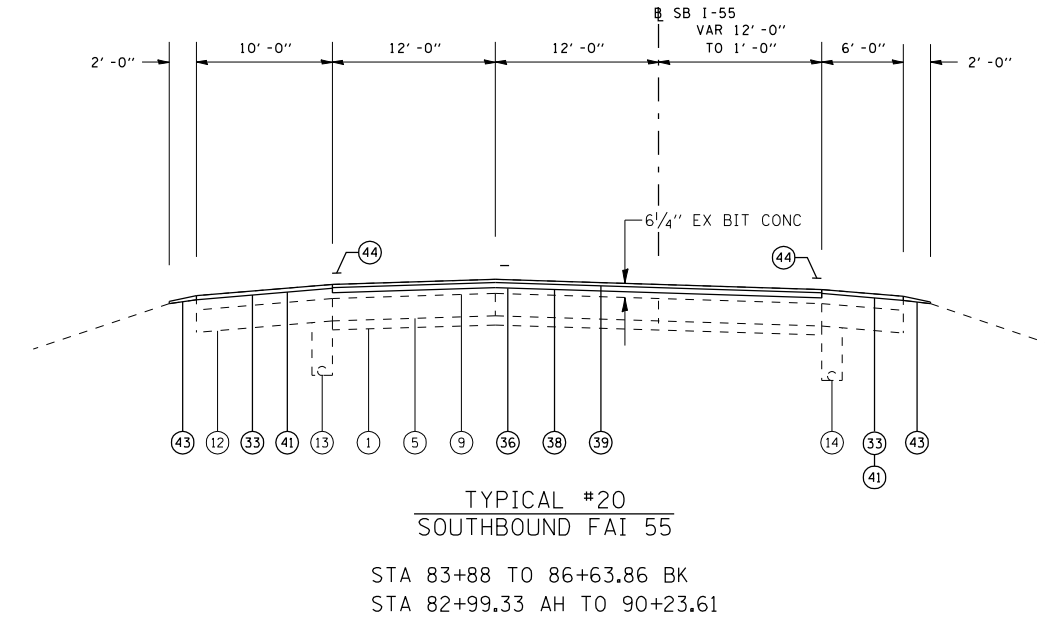
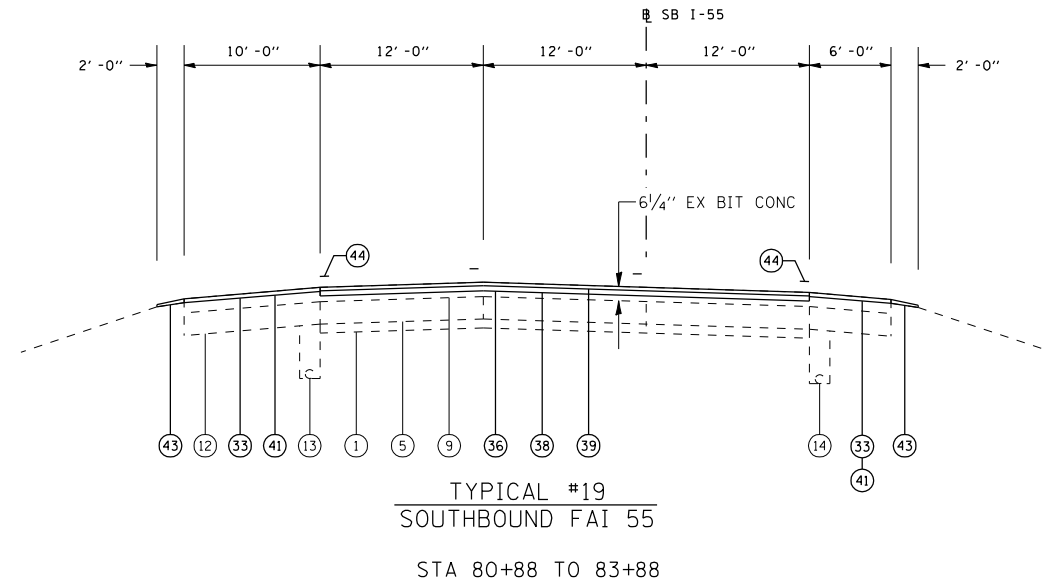


F.A.I. RTE.	SECTION	COUNTY	TOTAL SHEETS	SHEET NO.
*	**	SANGAMON	248	16
STA.		TO STA.		
FED. ROAD DIST. NO.	ILLINOIS	FED. AID PROJECT		
* FA155(I-55), FA172(I-72), FAP666(I-55 BUS)				
** D6 INTERSTATE RS,BR,M CAB 2008				



LEGEND

- | | | |
|--|---|---|
| ① EX STABILIZED SUB-BASE 4" | ⑮ EX TEMPORARY CONCRETE BARRIER WALL | ⑳ PR POLYMERIZED HOT-MIX ASPHALT BINDER COURSE, IL-19.0, N105 2 1/4" |
| ② EX AGGREGATE SUB-BASE 4" | ⑯ EX BITUMINOUS CONCRETE PAVEMENT 18" | ㉑ PR POLYMERIZED HOT-MIX ASPHALT SURFACE COURSE, MIX "E", N105 1 1/2" |
| ③ EX OPEN GRADED DRAINAGE LAYER 4" | ⑰ EX PCC BASE COURSE 9" | ④① PR HOT-MIX ASPHALT SURFACE COURSE, MIX "C", N30 2" |
| ④ EX SUB-BASE GRANULAR MATERIAL 12" | ⑱ EX PCC PAVEMENT 8" STD REINFORCEMENT | ④② PR HOT-MIX ASPHALT SHOULDERS, 4" |
| ⑤ EX PCC PAVEMENT 10" | ⑲ EX PCC PAVEMENT 10" STD REINFORCEMENT | ④③ PR AGGREGATE SHOULDERS, TYPE B |
| ⑥ EX PCC BASE COURSE 10" | ⑳ EX PCC PAVEMENT 9-7-9 | ④④ PR PAVEMENT MARKING |
| ⑦ EX CRPCC PAVEMENT 11 3/4" | | ④⑤ PR FURNISHED EXCAVATION |
| ⑧ EX CRPCC PAVEMENT (7" WBL, 8" EBL) | ③① PR HOT-MIX ASPHALT SURFACE REMOVAL, 3/4" | ④⑥ PR HIGH TENSION CABLE MEDIAN BARRIER |
| ⑨ EX BIT SURFACE COURSE (THICK VARIES) | ③② PR HOT-MIX ASPHALT SURFACE REMOVAL, 1 1/2" | |
| ⑩ EX AGGREGATE SHOULDERS | ③③ PR HOT-MIX ASPHALT SURFACE REMOVAL, 2" | |
| ⑪ EX PCC SHOULDERS 11 3/4" | ③④ PR HOT-MIX ASPHALT SURFACE REMOVAL, 2 1/2" | |
| ⑫ EX BITUMINOUS SHOULDERS (THICK VARIES) | ③⑤ PR HOT-MIX ASPHALT SURFACE REMOVAL, 3 1/4" | |
| ⑬ EX PIPE UNDERDRAINS 4" | ③⑥ PR HOT-MIX ASPHALT SURFACE REMOVAL, 3 3/4" | |
| ⑭ EX PIPE UNDERDRAINS 6" | ③⑦ PR HOT-MIX ASPHALT SURFACE REMOVAL, 5" | |

PAVED SHOULDER SLOPE
 4.0% CROSS SLOPE IS DESIRABLE ON NORMAL CROWN SECTIONS
 ON THE HIGH SIDE OF SUPERELEVATED CURVES, SLOPE THE SHOULDER SO THAT THE ALGEBRETIC DIFFERENCE BETWEEN THE PAVEMENT AND SHOULDERS ARE NOT GREATER THAN 8%
 ON THE LOW SIDE OF SUPERELEVATED CURVES, SLOPE THE SHOULDER 4% UNLESS THE SUPER ELEVATED SECTION IS GREATER THAN 4% THEN MATCH SUPERELEVATED SLOPE

PAVEMENT SLOPE
 1.5% CROSS SLOPE IS DESIRABLE ON CROWN SECTIONS
 MATCH EXISTING SLOPE ON SUPERELEVATED SECTIONS UNLESS OTHERWISE NOTED

REVISIONS	
NAME	DATE

ILLINOIS DEPARTMENT OF TRANSPORTATION
TYPICAL SECTIONS
 FA155(I-55), FA172(I-72), FAP666(I-55 BUS)
 SECTION D6 INTERSTATE RS,BR,M CAB 2008
 SANGAMON COUNTY
 SCALE: _____ DRAWN BY _____
 DATE _____ CHECKED BY _____

PLOT DATE = 08-22-2007 08:19:30AM
 FILE NAME = c:\p\projects\652882\typical.dgn
 PLOT SCALE = 1/8"=1'-0" / IN.
 USER NAME = laughlin-1