F.A.P. RTE.	SECTION	COUNTY	TOTAL SHEETS	SHEET NO.
2593	02-00092-00-WR	DU PAGE	49	40
FEDERAL RD. DIST. NO. 1	ILLINOIS	FEDERAL AID PROJECT		
CONTRACT: 83936				

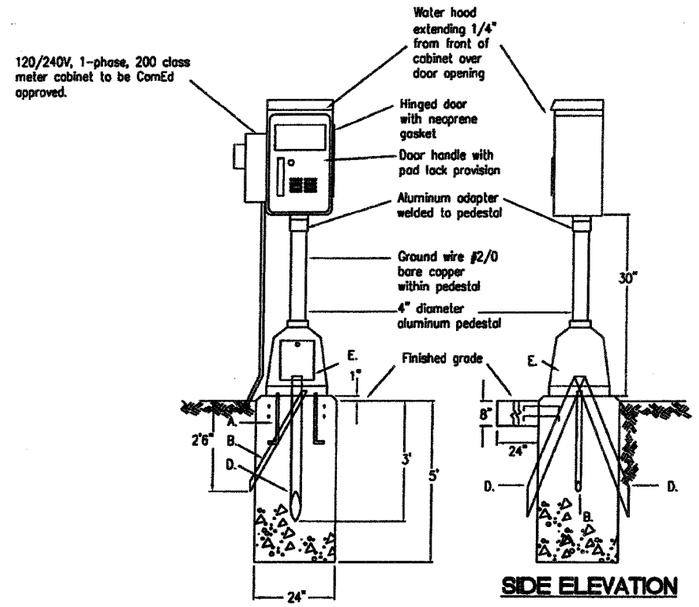

FRONT ELEVATION

SIDE ELEVATION

NOTES:

1. The control cabinet shall be 30"H X 20"W X 16"D, nema 3R aluminum with mounting panel size of (28"HX17"W) min. Control cabinet shall be as manufactured by Hennessy Products Inc. or approved equal
2. The control center foundation shall be Class SI concrete. Reinforcing steel will not be required except to tie in the service pad.
3. Control cabinet and pedestal shall have a factory applied paint finish consisting of a baked primer, followed by two coats of Rustoleum Industrial Enamel, High Gloss, Hunter Green No. 7738.
4. All cable openings in the pedestal base shall be sealed with duct seal.
5. Provide a 12"X6" stainless steel name plate. Rivet to door with aluminum rivets. Name plate shall read "Village of Downers Grove, lighting control cabinet" engraved with 0.75 inch high letters filled in block ink.

CABINET AND FOUNDATION DETAIL (N.T.S.)

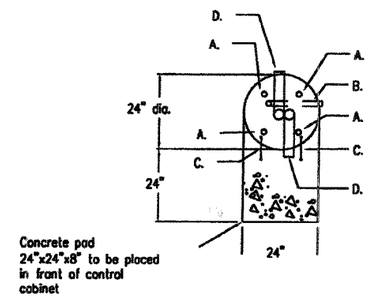

FOUNDATION PLAN

A. Anchor bolts 3/4" x 12" galvanized or stainless steel, threaded 8NC for top 6", furnished with 2 galvanized flat washers and 2 galvanized hex nuts

B. Ground wire raceway 2" dia. min. extended to the ground field.

C. Deformed tie bars

D. Lighting circuit raceway 3" dia. min. extended to the handhole

E. Ornamental pedestal base with handhole door held in place with stainless steel screws, base to be welded to pedestal column

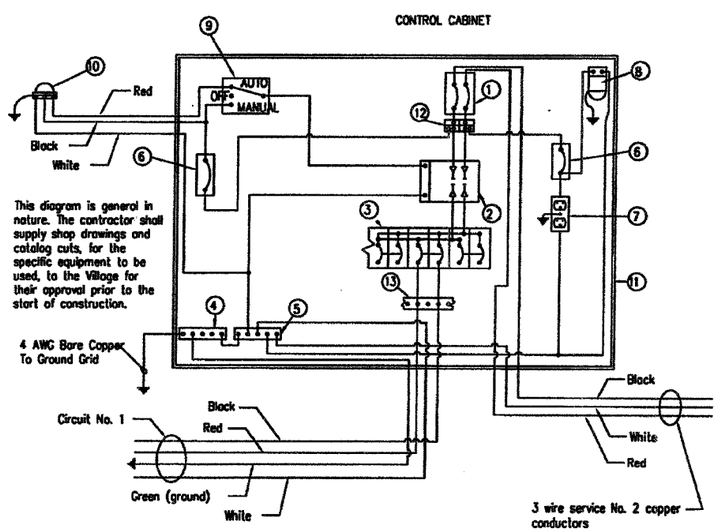

CONTROL CABINET SCHEMATIC (N.T.S.)

	LEGEND	QUANTITY
1	100A, 2POLE MAIN CIRCUIT BREAKER, 250V, SQUARE D TYPE QO OR ENGINEER-APPROVED EQUIVALENT.	1
2	100A, 2 POLE, SINGLE THROW ELECTRICALLY OPERATED AND HELD CONTACTOR, 240V, SQUARE D 8903 TYPE SQOI OR ENGINEER-APPROVED EQUIVALENT.	1
3	20A, 2 POLE CIRCUIT BREAKER, 250V, SQUARE D TYPE QO OR ENGINEER-APPROVED EQUIVALENT.	6
4	1"X12"X.25" GROUND BUS LABELED "GROUND" AND PAINTED GREEN.	1
5	1"X12"X.25" NEUTRAL BUS LABELED "NEUTRAL" AND JOINED TO THE GROUND STRIP WITH A BONDING JUMPER.	1
6	15A, 1 POLE CIRCUIT BREAKER, 120V, SQUARE D TYPE QO OR ENGINEER-APPROVED EQUIVALENT.	2
7	15A, 120V GFCI DUPLEX OUTLET IN GALVANIZED STEEL BOX AND COVER	1
8	INCANDESCENT LIGHTING FIXTURE WITH 120V, 60 WATT BULB AND A PULL CHAIN SWITCH.	1
9	20A, SPDT HOA SWITCH, 120V, MOUNTED IN A 4"X4" BOX.	1
10	PHOTO-CELL WITH 2 MINUTE TIME DELAY, 120V MOUNTED ON LUMINAIRE NEAREST CONTROLLER.	1
11	BENELEX 1/2" THICK PANEL BOARD.	1
12	POWER TERMINAL BLOCK, 2 POLE.	1
13	POWER TERMINAL BLOCK, 12 POLE.	1

DAVID E. MERTZ
062-052068
REGISTERED PROFESSIONAL ENGINEER
STATE OF ILLINOIS

Burns & McDonnell

date	detailed
04 / 10 / 2007	B.HAAS
designed	checked
D.MERTZ	F.ONOL

Village of DOWNERS GROVE

VILLAGE OF DOWNERS GROVE
WOODWARD AVENUE PHOTOMETRICS
DETAILS SHEET 1 OF 2

project	contract
45190	
drawing	rev.
E14	–

sheet 14 of 16 sheets

file I:\DOWNERS...\45190\CAD\E14

COPYRIGHT © 2007 BURNS AND McDONNELL ENGINEERING COMPANY, INC.