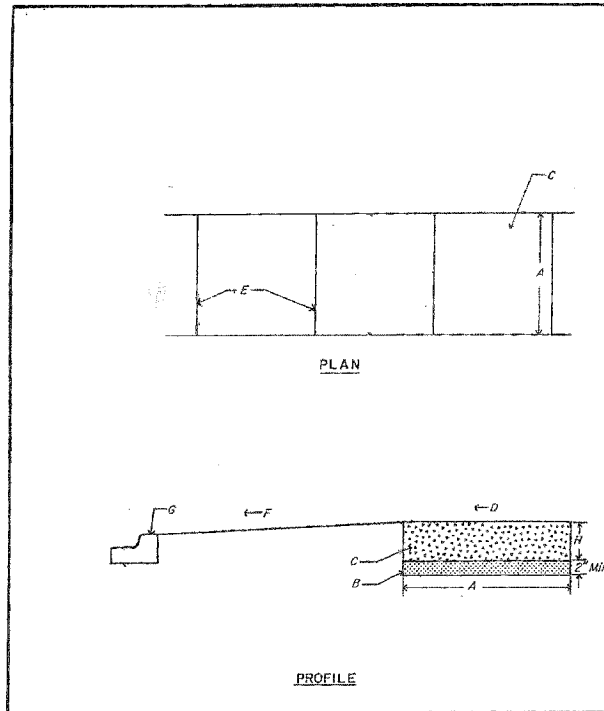


F.A.U. RITE.	SECTION	COUNTY	TOTAL SHEETS	SHEET NO.
1512	05-00093-00-WR	DUPAGE	72	28
STA.		TO STA.		
FED. ROAD DIST. NO. 1		ILLINOIS FED. AID PROJECT		
PROJECT NO.: M-8003 (699)				

PLAN	SURVEYED	DATE
NOTE BOOK NO.	PLotted	
	BY	
	CHECKED	
	DATE	



CONSTRUCTION NOTES

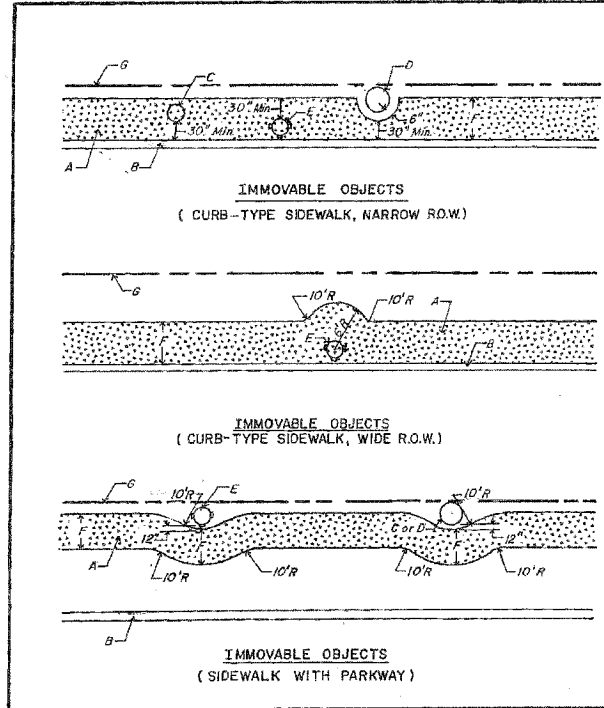
- 5' Normal Width.
- Crushed Stone or Gravel Base.
- P.C.C. Sidewalk.
- Slope 1/4" Per Foot to Street Side.
- Joints, See Notes 3 And 4.
- Slope 2% to 8% Towards Street.
- Curb And Gutter.
- Concrete Thickness, See Note f.

GENERAL NOTES

- Standard Thickness of Concrete Shall Be a Minimum of 5".
- Where Wooden Forms Are Used, 2x4's Are Not Allowed, Only 2x6's Shall Be Used.
- Preformed 3/4" Expansion Joints Shall be Constructed at a Max. Spacing of 40'.
- Formed or Saw-Cut Contraction Joints Shall be Spaced Generally 5' Apart, But No Less Than 4' And No More Than 6'.
- 1/2" Expansion Joints Shall be Installed Where Sidewalk Abuts Buildings, Traffic Signal Foundations, Service Poles, And Other Immovable Structures.
- Concrete To be 6-Bag Mix.

VILLAGE OF WESTMONT
SIDEWALK DETAIL
 ISSUED: March 1988
 REVISED:
 DWG. R-10-Q

PROFILE	SURVEYED	DATE
NOTE BOOK NO.	PLotted	
	BY	
	CHECKED	
	DATE	



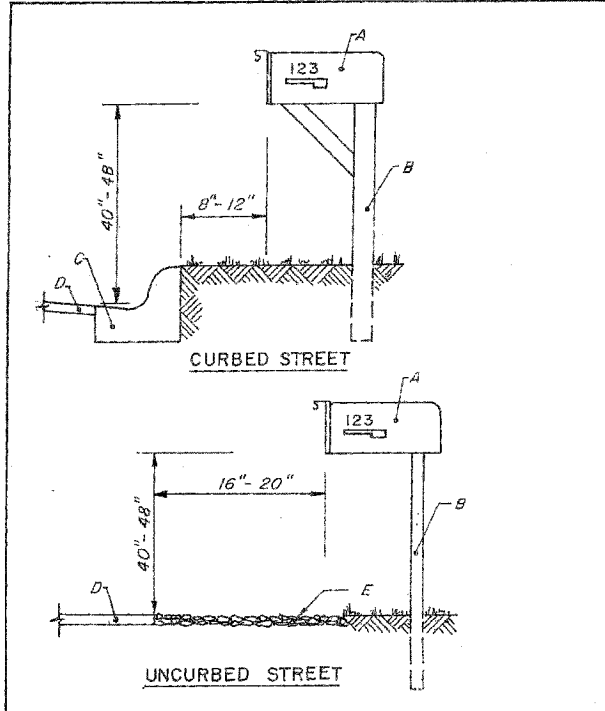
CONSTRUCTION NOTES

- Sidewalk.
- Curb.
- Service Pole, See Notes 1 and 3.
- Tree Trunk, See Note 1.
- Fire Hydrant, See Notes 1, 2, and 3.
- Sidewalk Width.
- Right-of-Way (R.O.W.)

GENERAL NOTES

- A Fire Hydrant, Serv. Pole or Tree Trunk Shall be Considered Immovable Only When Directed By The Village Engineer.
- The Village of Westmont Water Dept Shall be Contacted as Soon as Possible Whenever A Fire Hydrant is Found to be in The Path of A New Sidewalk, So That The Fire Hydrant Can be Relocated, if Possible.
- When A Service Pole or Fire Hydrant is Located Within The Sidewalk Area, and is Considered Immovable, A 1/2" Expansion Joint Shall be Installed Encircling The Object.

VILLAGE OF WESTMONT
SIDEWALK OBSTRUCTIONS
 ISSUED: March 1988
 REVISED:
 DWG. R-12-Q



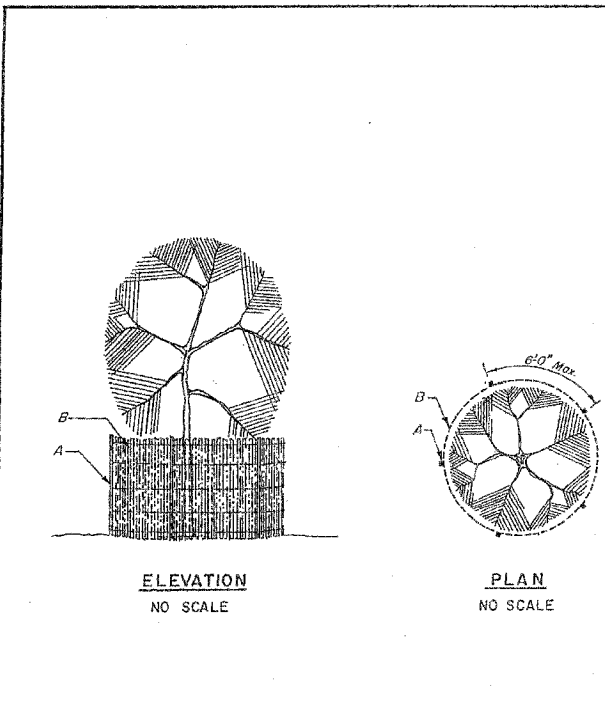
CONSTRUCTION NOTES

- Mail Box.
- Min. 4" x 4" to Max. 6" x 6" Treated Wood Post or Alternate Min. 1 1/2" to Max. 3" Light Gauge Steel Hollow Pipe. Also See General Notes No. 1 and No. 2.
- Curb and Gutter.
- Street Pavement.
- Stone Shoulder.

GENERAL NOTES

- Other Structures must be Approved by the Street Superintendent.
- Other Support Structures, Including but Not Limited to, Masonry Columns, Railroad Rails and Ties, Tractor Wheels, Plow Blades, Milk Cans, and Barrels Filled with Concrete or Sand, are Expressly Forbidden.
- House Numbers are Required on All Mail Boxes. Names are Optional.
- Any Non-Conforming Mailboxes and Posts Damaged and Requiring Replacement Must Follow These Standards.

VILLAGE OF WESTMONT
MAIL BOX SETTINGS
 ISSUED: July 1992
 REVISED: October 2000
 DWG. R-16-I



CONSTRUCTION NOTES

- Standard Steel or Wooden Fence Post.
- Standard 48" High Snow Fence.

GENERAL NOTES

- Prior to Clearing a Site, the Village Landscape Architect shall Inspect the Site Along with the Developer and Tag Those Trees to be Protected in Accordance with this Plan.
- Tree Protection shall be Maintained until Final Grading and Restoration of Adjacent Areas.
- The Village Landscape Architect shall Inspect and Approve the Location of All Fencing Prior to Construction.
- All Trees to be Relocated and Transplanted shall be Removed Prior to Grading of the Site. The Contractor shall Protect All Transplanted Trees in Accordance with this Detail, in a Similar Manner to those Trees Tagged to be Saved.

VILLAGE OF WESTMONT
TREE PROTECTION DETAIL
 ISSUED: December 1998
 REVISED:
 DWG. R-17-Q

NOTE:
 THE VILLAGE STANDARD DETAILS SHALL BE USED IN CONJUNCTION WITH IDOT STANDARD DETAILS. THE CONTRACTOR AND ENGINEER ARE RESPONSIBLE FOR COORDINATION BETWEEN THE VILLAGE AND THE STATE STANDARDS.

REVISIONS		ILLINOIS DEPARTMENT OF TRANSPORTATION
NAME	DATE	
		VILLAGE OF WESTMONT 59TH STREET RECONSTRUCTION CONSTRUCTION DETAILS SHEET 2 OF 2

SCALE: N.T.S. DRAWN BY: JMT
 DATE: 09/21/07 CHECKED BY: AJB

PLOT DATE = #DATE#
 FILE NAME = #FILE#
 PLOT SCALE = #SCALE#
 USER NAME = #USER#