CONTRACT NO. 83986

F.A.U RTE.	SECTION	COUNTY	TOTAL SHEETS	SHEET NO.
2993	05-00094-00-WR	DUPAGE	67	28
STA.		TO STA.		
FED. ROAD DIST. NO. 1	ILLINOIS	FED. AID PROJECT		

PROJECT NO.: M-8003 (707)

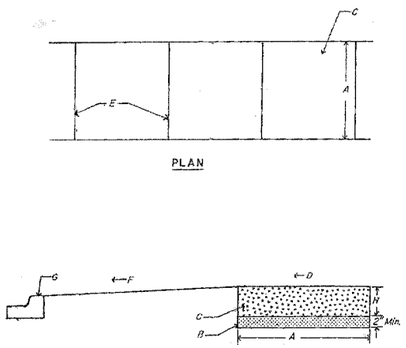

CONSTRUCTION NOTES

A. 5' Normal Width.
B. Crushed Stone or Gravel Base.
C. P.C.C. Sidewalk
D. Slope 1/4" Per Foot to Street Side
E. Joints, See Notes 3 And 4.
F. Slope 2% to 8% Towards Street.
G. Curb And Gutter
H. Concrete Thickness, See Note 1.

GENERAL NOTES

1. Standard Thickness of Concrete Shall Be a Minimum of 5".
2. Where Wooden Forms Are Used, 2x4's Are Not Allowed. Only 2x6's Shall be Used.
3. Preformed 3/4" Expansion Joints Shall be Constructed at a Max. Spacing of 40'.
4. Formed or Saw-Cut Contraction Joints Shall be Spaced Generally 5' Apart, But No Less Than 4' And No More Than 6'.
5. 1/2" Expansion Joints Shall be Installed Where Sidewalk Abuts Buildings, Traffic Signal Foundations, Service Poles, And Other Immovable Structures.
6. Concrete To be 6-Bag Mix.

VILLAGE OF WESTMONT

SIDEWALK DETAIL

ISSUED: March 1988
REVISED:

DWG. R-10-0

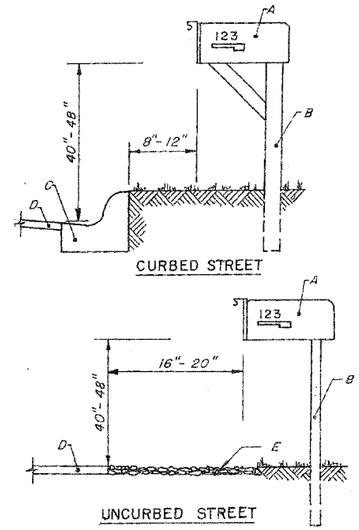

CONSTRUCTION NOTES

A. Mail Box
B. Min. 4"x4" to Max. 6"x6" Treated Wood Post or Alternate Min. 1 1/2" to Max. 3" Light Gauge Steel Hollow Pipe. Also See General Notes No. 1 and No. 2.
C. Curb and Gutter
D. Street Pavement
E. Stone Shoulder

GENERAL NOTES

1. Other Structures must be Approved by the Street Superintendent.
2. Other Support Structures, Including but Not Limited to, Masonry Columns, Railroad Rails and Ties, Tractor Wheels, Plow Blades, Milk Cans, and Barrels Filled with Concrete or Sand, are Expressly Forbidden.
3. House Numbers are Required on All Mail Boxes. Names are Optional.
4. Any Non-Conforming Mailboxes and Posts Damaged and Requiring Replacement Must Follow These Standards.

VILLAGE OF WESTMONT

MAIL BOX SETTINGS

ISSUED: July 1992
REVISED: October 2000

DWG. R-16-1

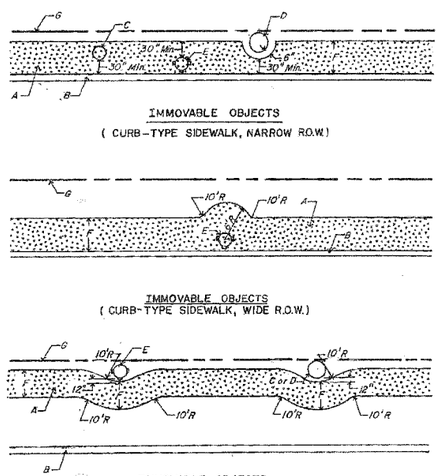

CONSTRUCTION NOTES

A. Sidewalk
B. Curb
C. Service Pole, See Notes 1 and 3.
D. Tree Trunk, See Note 1.
E. Fire Hydrant, See Notes 1, 2, and 3.
F. Sidewalk Width.
G. Right-of-Way (R.O.W.)

GENERAL NOTES

1. A Fire Hydrant, Serv. Pole or Tree Trunk Shall be Considered Immoveable Only When Directed By The Village Engineer.
2. The Village of Westmont Water Dept. Shall be Contacted as Soon as Possible Whenever A Fire Hydrant is Found to be in The Path of A New Sidewalk, So That The Fire Hydrant Can be Relocated, if Possible.
3. When A Service Pole or Fire Hydrant is Located Within The Sidewalk Area, and is Considered Immoveable, A 1/2" Expansion Joint Shall be Installed Encircling The Object.

VILLAGE OF WESTMONT

SIDEWALK OBSTRUCTIONS

ISSUED: March 1988
REVISED:

DWG. R-12-0

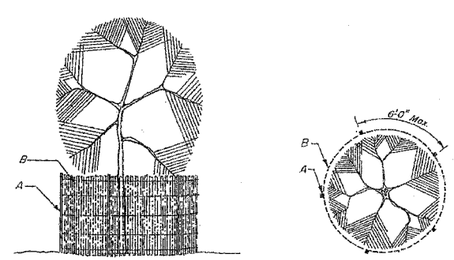

ELEVATION
NO SCALE

PLAN
NO SCALE

CONSTRUCTION NOTES

A. Standard Steel or Wooden Fence Post.
B. Standard 48" High Snow Fence.

GENERAL NOTES

1. Prior to Clearing a Site, the Village Landscape Architect shall Inspect the Site Along with the Developer and Tag those Trees to be Protected in Accordance with this Plan.
2. Tree Protection shall be Maintained until Final Grading and Restoration of Adjacent Areas.
3. The Village Landscape Architect shall Inspect and Approve the Location of All Fencing Prior to Construction.
4. All Trees to be Relocated and Transplanted shall be Removed Prior to Grading of the Site. The Contractor shall Protect All Transplanted Trees in Accordance with this Detail, in a Similar Manner to those Trees Tagged to be Saved.

VILLAGE OF WESTMONT

TREE PROTECTION DETAIL

ISSUED: December 1996
REVISED:

DWG. R-17-0

NOTE:
THE VILLAGE STANDARD DETAILS SHALL BE USED IN CONJUNCTION WITH IDOT STANDARD DETAILS. THE CONTRACTOR AND ENGINEER ARE RESPONSIBLE FOR COORDINATION BETWEEN THE VILLAGE AND THE STATE STANDARDS.

REVISIONS	
NAME	DATE

ILLINOIS DEPARTMENT OF TRANSPORTATION

VILLAGE OF WESTMONT
WILLIAMS STREET RECONSTRUCTION

CONSTRUCTION DETAILS
SHEET 2 OF 2

SCALE: N.T.S. DRAWN BY: JMT
DATE: 09/21/07 CHECKED BY: AJB

PLAN | SURVEYED | PLOTTED | ALIGNMENT CHECKED | R.O.W. MKR. CHECKED | NOTE BOOK | BLDG. TIES NOTED | NO. | STRUCTURE NOTATIONS CHKD | BY | DATE

PROFILE | SURVEYED | PLOTTED | GRADES CHECKED | B.M. NOTED | NOTE BOOK | STRUCTURE NOTATIONS CHKD | NO. | BY | DATE

PLOT DATE = $DATE$
FILE NAME = $FILEL$
PLOT SCALE = $SCALE$
USER NAME = $USER$