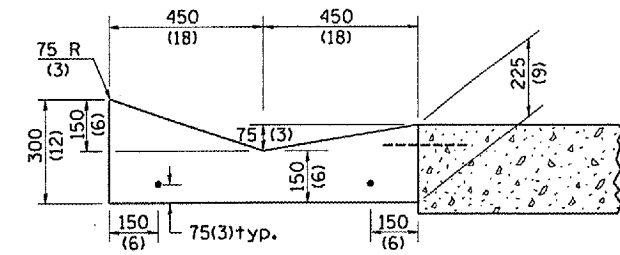
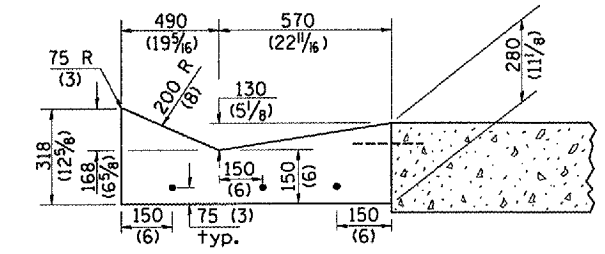


F.A.P. RTE.	SECTION	COUNTY	TOTAL SHEETS	SHEET NO.
315		FULTON	324	123
STA.		TO STA.		
FED. ROAD DIST. NO. 4		ILLINOIS FED. AID PROJECT		

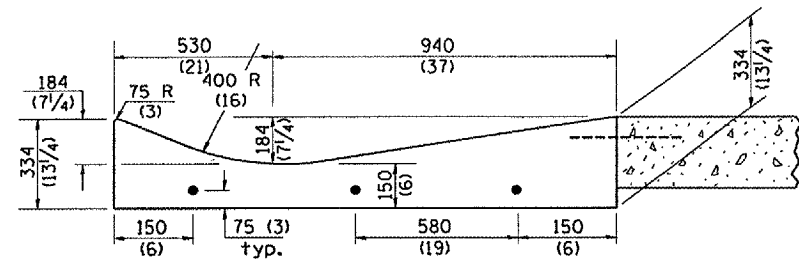
*109W-1,RS-2110W,RS-1



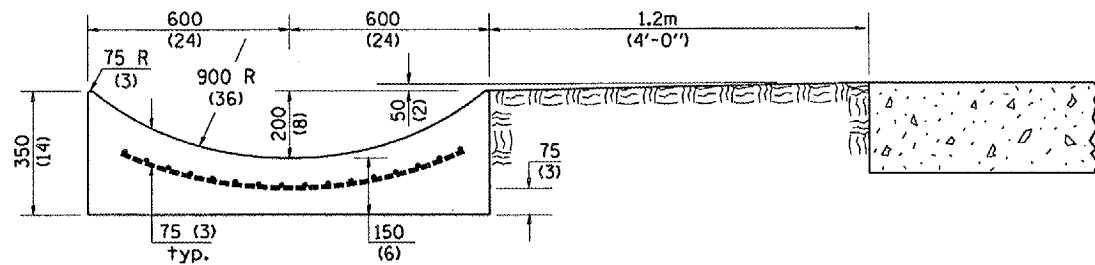
SECTION A-A



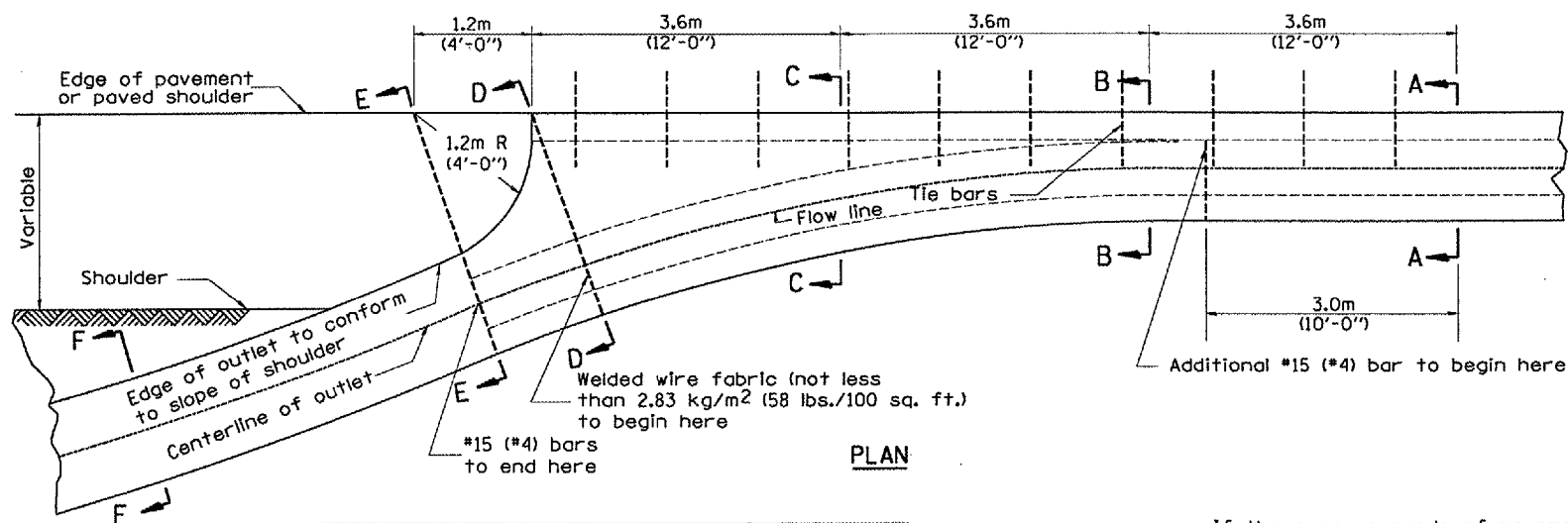
SECTION B-B



SECTION C-C



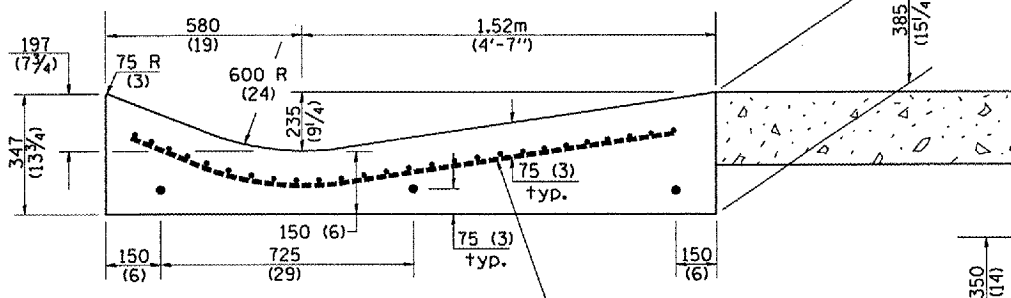
SECTION E-E



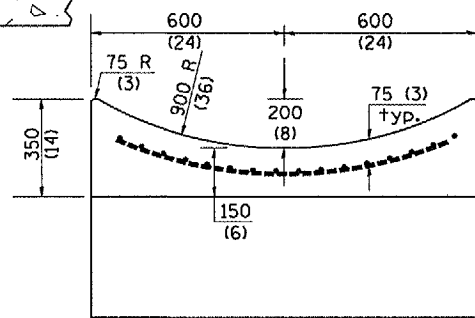
PLAN

QUANTITY
 Section A-A to E-E= 3.36 m³ (4.5 cu. yd.) concrete.
 Section F-F= 0.26 m³/m (0.10 cu. yd./ft.) concrete.

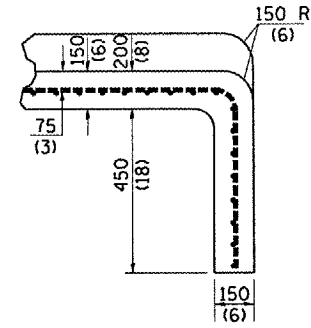
If the average grade of pavement for the distance from section A-A to section D-D exceeds 2%, this distance shall be increased 1.8 m (6 ft.) for each 1% increase in grade. A quantity adjustment is required.



SECTION D-D



SECTION F-F



SECTIONS AT END OF OUTLET (CURTAIN WALL)

QUANTITY
 Curtain Wall = 0.08 m³
 (0.1 cu. yd.) concrete.

OUTLET

QUANTITIES	
CALC. BY:	DATE:
CHECKED BY:	DATE:
QUANTITY CALCULATIONS ARE ON FILE AT THE DISTRICT 4 OFFICE; BUREAU OF PROJECT IMPLEMENTATION; DOCUMENTATION SECTION	

All dimensions are in millimeters (inches) unless otherwise noted.

ILLINOIS DEPARTMENT OF TRANSPORTATION	
DISTRICT CADD STANDARD	
TYPE A GUTTER, (MODIFIED) (INLET, OUTLET & ENTRANCE)	
CADD STANDARD 606101-D4	SHEET 2 OF 3
SCALE: NOT DRAWN TO SCALE	DRAWN BY CADD
	CHECKED BY

cs:/projects/us136sum/us136culver.ts.dgn

BIBB:QNL Y