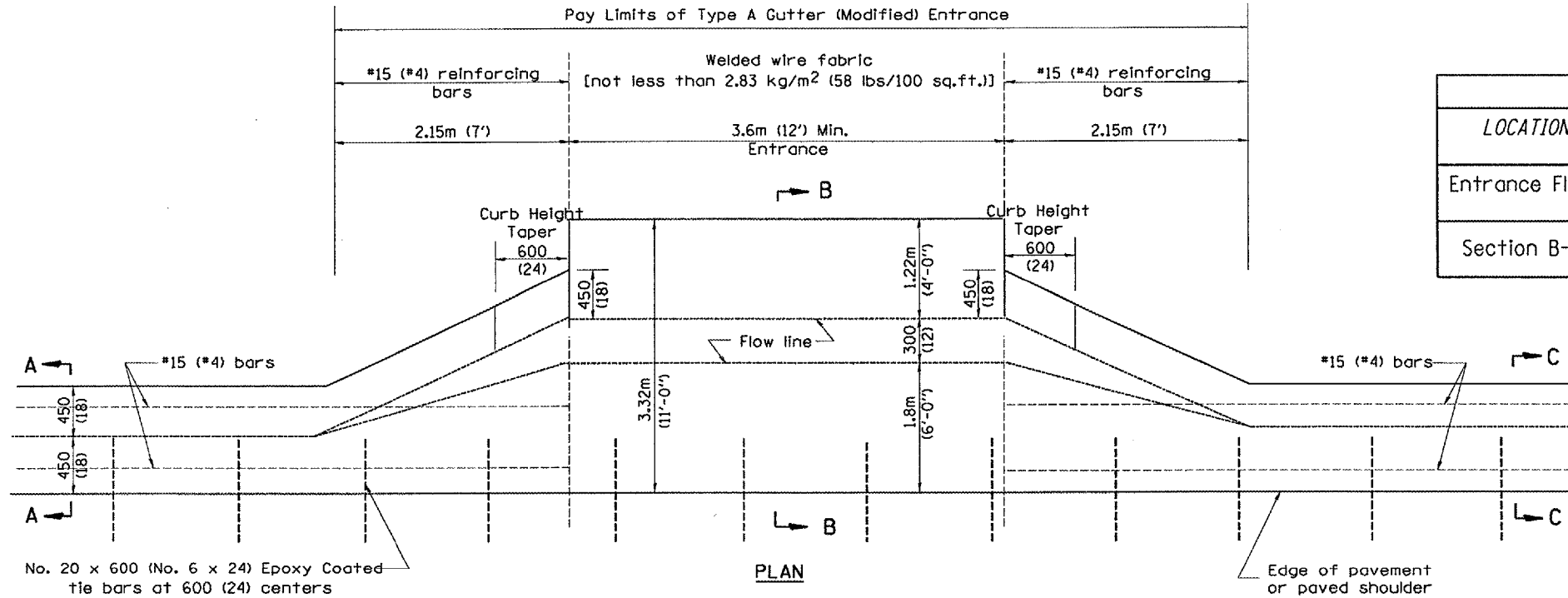


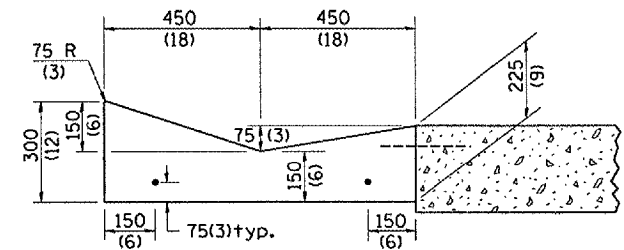
F.A.P. RTE.	SECTION	COUNTY	TOTAL SHEETS	SHEET NO.
315	*	FULTON	329	124
STA.	TO STA.			
FED. ROAD DIST. NO. 4 ILLINOIS FED. AID PROJECT				

*109W-1,RS-2:110W,RS-1

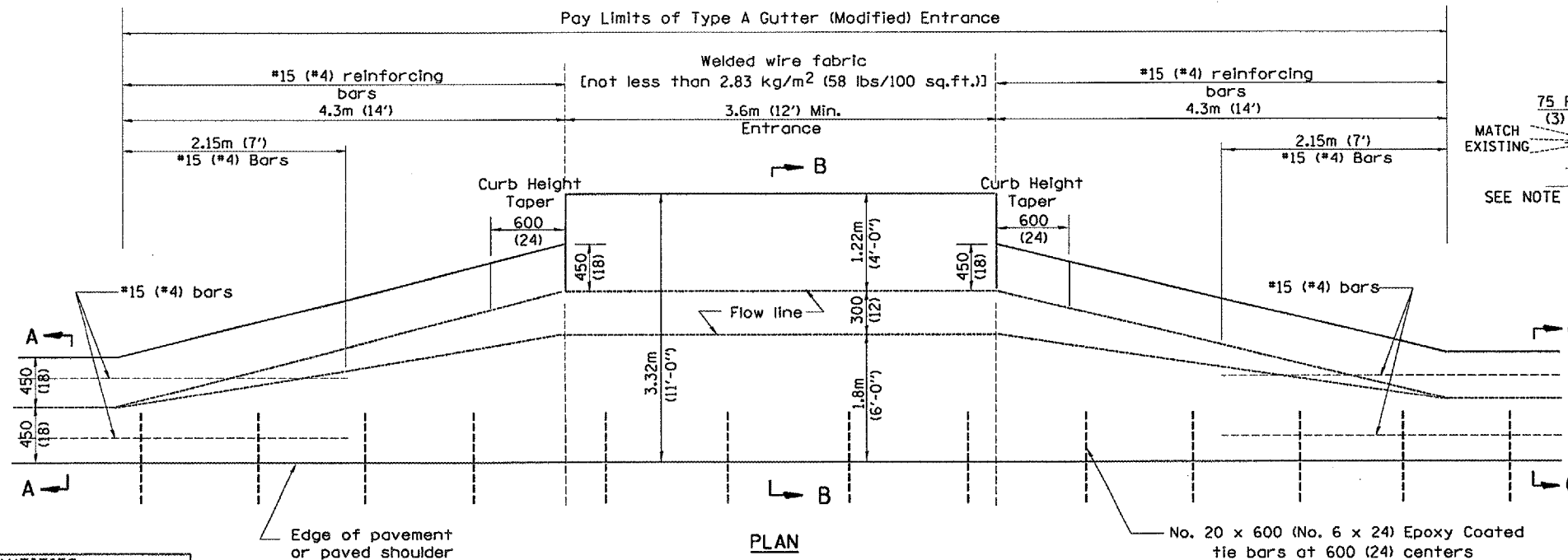


TYPICAL URBAN ENTRANCE

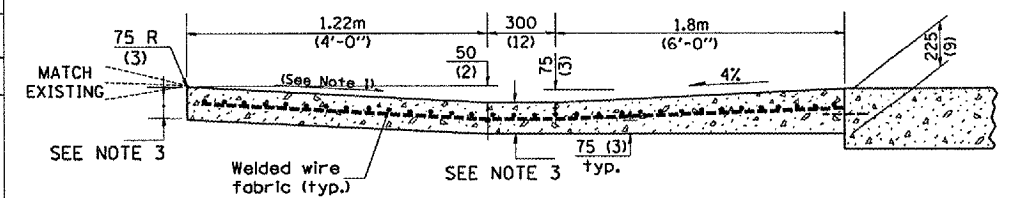
QUANTITY CALCULATION			
LOCATION	LENGTH	NON-COMMERCIAL	COMMERCIAL ENTRANCE
		150 (6)	200 (8)
Entrance Flare	2.15 m (7 Ft) Urban 4.30 m (14 Ft) Rural	0.37 Cu M / M (0.15 Cu Yd / Ft)	0.45 Cu M / M (0.18 Cu Yd / Ft)
Section B-B	See Plans	0.57 Cu M / M (0.23 Cu Yd / Ft)	0.70 Cu M / M (0.28 Cu Yd / Ft)



SECTION A-A & C-C



TYPICAL RURAL ENTRANCE



SECTION B-B

GENERAL NOTES

- 1.) Slope may be increased from 4% (min.) to 6% (max.) in order to match the existing.
- 2.) The cross-slope is to be constructed as given in the plans from back turnout to where driveway matches existing.
- 3.) For Non-Commercial Entrances the driveway thickness shall be 150 (6). For Commercial Entrances the driveway thickness shall be 200 (8).

All dimensions are in millimeters (inches) unless otherwise noted.

ILLINOIS DEPARTMENT OF TRANSPORTATION	
DISTRICT CADD STANDARD	
TYPE A GUTTER, (MODIFIED)	
(INLET, OUTLET & ENTRANCE)	
CADD STANDARD 606101-D4	SHEET 3 OF 3
SCALE: NOT DRAWN TO SCALE	DRAWN BY CADD
	CHECKED BY

QUANTITIES	
CALC. BY:	DATE:
CHECKED BY:	DATE:

QUANTITY CALCULATIONS ARE ON FILE AT THE DISTRICT 4 OFFICE; BUREAU OF PROJECT IMPLEMENTATION; DOCUMENTATION SECTION

DGN-ONLY