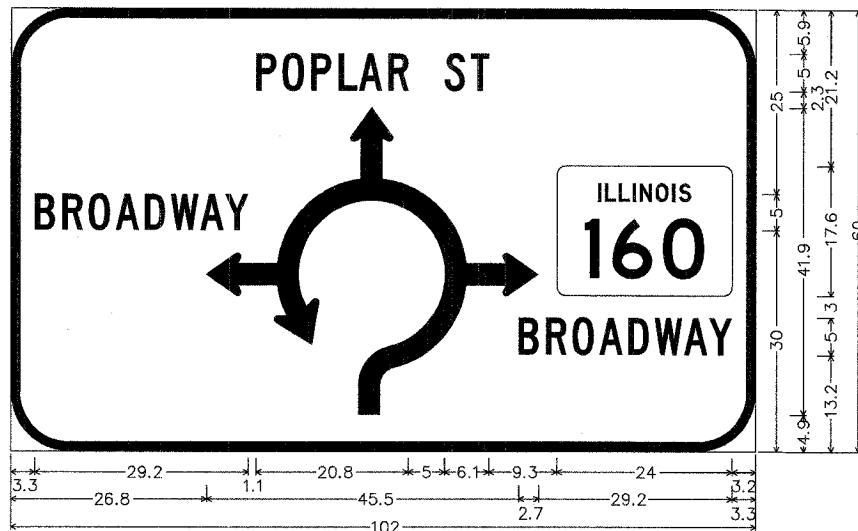


F.A.U. RTE.	SECTION	COUNTY	TOTAL SHEETS	SHEET NO.
8852	06-00058-01-WR	MADISON	81	54
STA.		TO STA.		
FED. ROAD DIST. NO.		ILLINOIS	FED. AID PROJECT	
SIGNING PLAN, SCHEDULE & DETAILS				
CONTRACT NO. 97324				

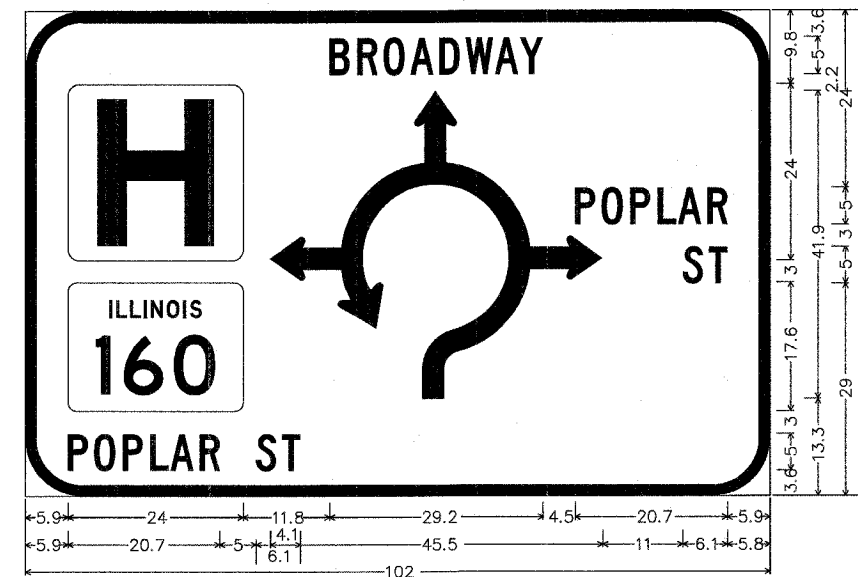


8.0" Radius, 1.3" Border, White on Green;
 [BROADWAY] C; [] C; [POPLAR ST] C; roundabout w/ arrow;
 [] C; [BROADWAY] C;
 Table of letter and object lefts.

B	R	O	A	D	W	A	Y	P	O	P	L	A	R	S	T
3.3	7.1	10.6	14.4	18.3	21.9	26.0	29.4	33.6	37.2	41.1	44.9	47.7	51.6	59.4	63.0
↖	↗														
26.8	74.8														
B	R	O	A	D	W	A	Y								
69.5	73.3	76.9	80.6	84.6	88.2	92.2	95.8								

ADVANCED DESTINATION GUIDE SIGN 1 (ADGS-1)

NOT TO SCALE

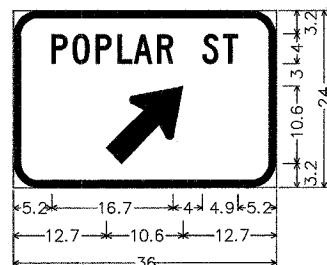


8.0" Radius, 1.5" Border, White on Green;
 [] C; hospital; [POPLAR ST] C; [BROADWAY] C; roundabout w/ arrow;
 [] C; [] C; [POPLAR ST] C; [ST] C; [] C;
 Table of letter and object lefts.

B	R	O	A	D	W	A	Y								
41.7	45.5	49.1	52.8	56.8	60.4	64.4	67.8								
H	↖	P	O	P	L	A	R								
5.9	33.6	75.4	78.9	82.9	86.7	89.4	93.4								
Ⓜ	S	T													
5.9	90.1	93.6													
P	O	P	L	A	R	S	T								
5.9	9.4	13.4	17.2	19.9	23.9	31.6	35.2								

ADVANCED DESTINATION GUIDE SIGN 2 (ADGS-2)

NOT TO SCALE




3.5" Radius, 1.0" Border, White on Green;
 [POPLAR ST] C;
 Standard Arrow Custom 13.4" X 8.1" 45°;
 Table of widths and spaces.

P	O	P	L	A	R									
5.2	2.2	0.7	2.3	0.9	2.2	0.8	2.0	0.2	2.5	0.7	2.2			
		S	T											
		4.0	2.2	0.7	2.0	5.2								
↖	↗													
12.7	10.6	12.7												

DESTINATION GUIDE SIGN 1 (DGS-1)

NOT TO SCALE



6.0" Radius, 1.3" Border, White on Green;
 [NORTH] C;
 Standard Arrow Custom 13.4" X 8.1" 45°;
 [POPLAR ST] C;
 Table of widths and spaces.

N	O	R	T	H									
9.8	2.2	0.8	2.3	0.9	2.2	0.6	2.0	0.7	2.2				
		↖	↗										
		9.0	10.6	4.7									
Ⓜ													
4.7	24.0	19.3											
P	O	P	L	A	R								
11.2	2.2	0.7	2.3	0.9	2.2	0.8	2.0	0.2	2.5	0.7	2.2		
		S	T										
		4.0	2.2	0.7	2.0	11.2							

DESTINATION GUIDE SIGN 2 (DGS-2)

NOT TO SCALE




6.0" Radius, 1.3" Border, White on Green;
 [SOUTH] C;
 Standard Arrow Custom 13.4" X 8.1" 45°;
 [BROADWAY] C;
 Table of widths and spaces.

S	O	U	T	H												
9.9	2.2	0.6	2.3	0.9	2.2	0.6	2.0	0.7	2.2							
		↖	↗													
		9.1	10.6	4.7												
Ⓜ																
4.7	24.0	19.3														
B	R	O	A	D	W	A	Y									
12.3	2.2	0.8	2.2	0.7	2.3	0.7	2.5	0.7	2.2	0.6	3.0	0.3	2.5	0.2	2.5	12.3

DESTINATION GUIDE SIGN 3 (DGS-3)

NOT TO SCALE



4.5" Radius, 1.0" Border, White on Green;
 [BROADWAY] C;
 Standard Arrow Custom 13.4" X 8.1" 45°;
 Table of widths and spaces.

B	R	O	A	D	W	A	Y									
6.3	2.2	0.8	2.2	0.7	2.3	0.7	2.5	0.7	2.2	0.6	3.0	0.3	2.5	0.2	2.5	6.3
		↖	↗													
		12.7	10.6	12.7												

DESTINATION GUIDE SIGN 4 (DGS-4)

NOT TO SCALE