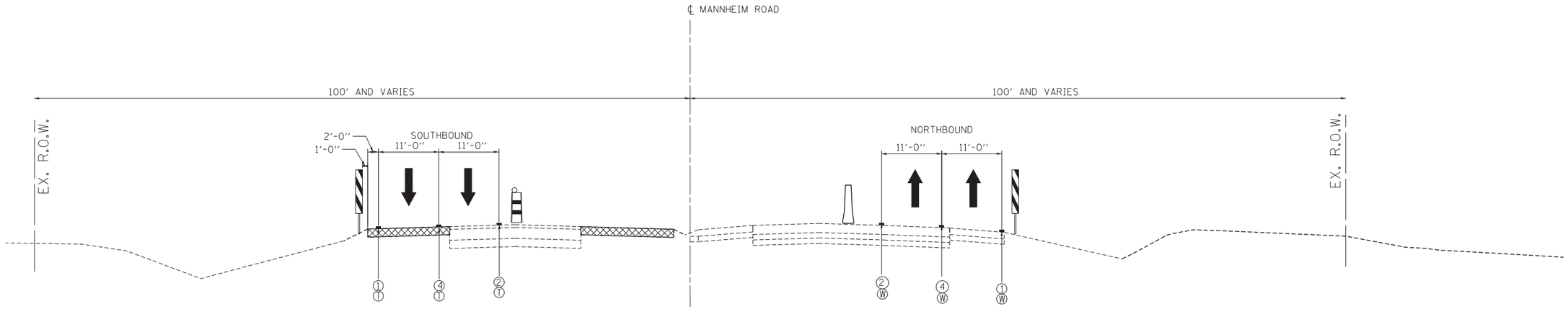

STAGE 1 - SUB-STAGE C

MANNHEIM RD.

(STA. 104+00)

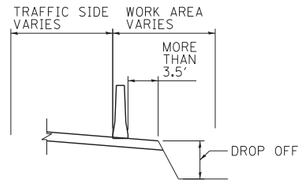

DETAIL "A"

SEE TEMPORARY CONCRETE BARRIER NOTE 1.

NOTES:

1) AT LOCATIONS WHERE A DROP OFF FROM THE GROUND SURFACE ADJACENT TO THE TEMPORARY CONCRETE BARRIER IS 3.5' OR LESS FROM THE TEMPORARY CONCRETE BARRIER, THE TEMPORARY CONCRETE BARRIER SHALL BE SECURED TO THE TEMPORARY PAVEMENT OR PAVED SHOULDER, USING THREE ANCHORING PINS INSTALLED ON THE TRAFFIC SIDE OF THE TEMPORARY CONCRETE BARRIER. THIS WORK SHALL BE INCLUDED IN THE CONTRACT UNIT PRICES FOR TEMPORARY CONCRETE BARRIER AND RELOCATE TEMPORARY CONCRETE BARRIER. SEE DETAIL "A"

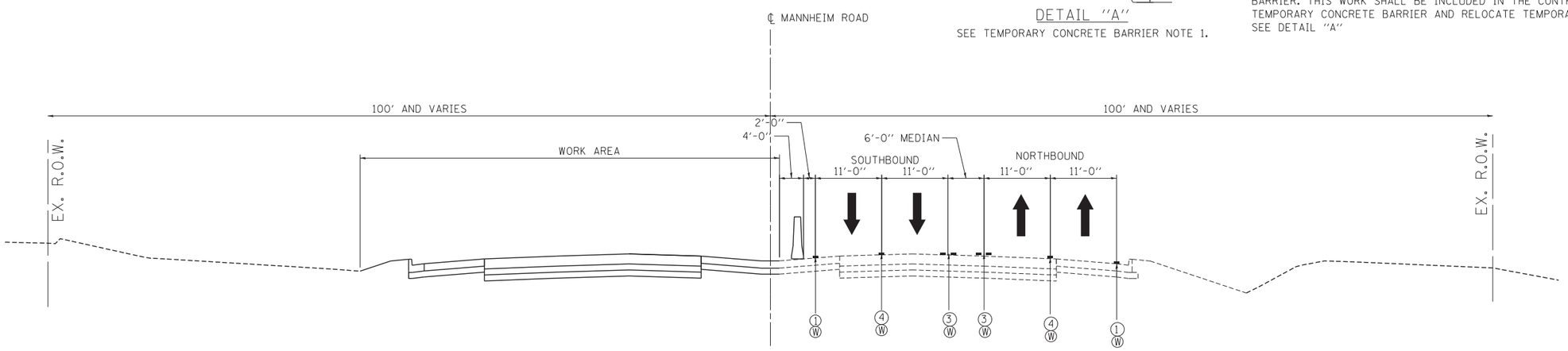

STAGE 2 - SUB-STAGE A

MANNHEIM RD.

MAINTENANCE OF TRAFFIC LEGEND

- TEMPORARY PAVEMENT
- TEMPORARY CONCRETE BARRIER
- TYPE II BARRICADE OR DRUM W/ TYPE C STEADY BURN MONO-DIRECTIONAL LIGHT
- DOUBLE VERTICAL PANEL
- TRAFFIC DIRECTION

1. PVT MK - LINE 4" WHITE
2. PVT MK - LINE 4" YELLOW
3. PVT MK - DBL 4" YELLOW
4. PVT MK - LINE 4" WHITE (10' DASH- 30' SKIP)
5. PVT MK - LINE 6" WHITE
6. PVT MK - LINE 8" WHITE
7. EXISTING PAVEMENT MARKING

T TEMP PVT MK (SEE GENERAL NOTES SHT G-03)

W WET REF TEM TAPE T3 (SEE GENERAL NOTES SHT G-03)

P PERM PVT MK (SEE PVT MK PLANS)

MOT-04

FILE NAME = $FILEL$	USER NAME = $USER$	DESIGNED - JZP	REVISED -	STATE OF ILLINOIS DEPARTMENT OF TRANSPORTATION	MAINTENANCE OF TRAFFIC TYPICAL SECTIONS STAGE 1 – SUB-STAGE B AND C, STAGE 2 – SUB-STAGE A	F.A. RTE.	SECTION	COUNTY	TOTAL SHEETS	SHEET NO.
		DRAWN - JZP	REVISED -				0105 WRS&HB	COOK	605	92
TENG TENG & ASSOCIATES, INC. ENGINEERS/ARCHITECTS/PLANNERS CHICAGO, ILLINOIS	PLOT SCALE = $SCALE$	CHECKED - KDA	REVISED -					CONTRACT NO. 60G37		
	PLOT DATE = $DATE$	DATE - 10/19/12	REVISED -		SCALE: 1"=10' SHEET NO. OF SHEETS STA. TO STA.		ILLINOIS FED. AID PROJECT			

..\D160G37-STAGING1.DGN..\D160G37-STAGING1.DGN..\D160G37-BORDER1.DGN
10-18-2012, 13:17:41 BAJZEKKJ F:\DOC.EXP\CHI-00012584-02\COMMON\PSET\TEMPSHEETPLOT\D160G37-SHT-STAGING1_2.DGN