

**S.B. MANNHEIM ROAD BRIDGE  
TOTAL BILL OF MATERIAL**

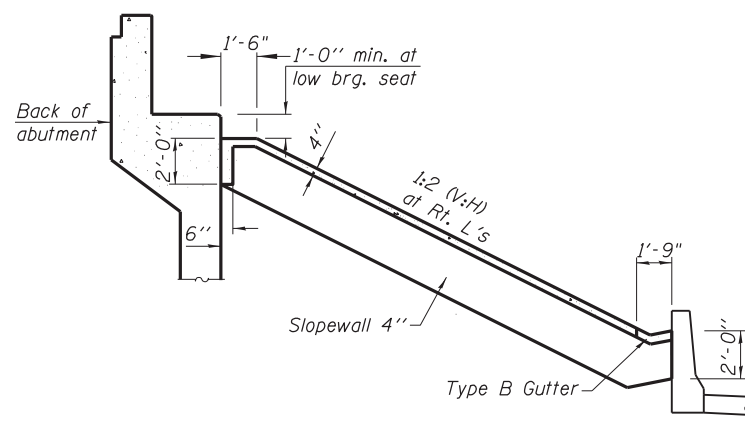
ITEM	UNIT	SUPER.	SUB.	TOTAL
POROUS GRANULAR BACKFILL	CU YD	—	640	640
STRUCTURE EXCAVATION	CU YD	—	2,555	2,555
CONCRETE STRUCTURES	CU YD	41.4	476.1	517.5
CONCRETE SUPERSTRUCTURE	CU YD	382.6	11.0	393.6
BRIDGE DECK GROOVING	SQ YD	1,088	—	1,088
PROTECTIVE COAT	SQ YD	1,303	—	1,303
ERECTING STRUCTURAL STEEL	L SUM	0.4	—	0.4
STUD SHEAR CONNECTORS	EACH	3,792	—	3,792
REINFORCEMENT BARS, EPOXY COATED	POUND	102,100	46,630	148,730
BAR SPLICERS	EACH	134	—	134
SLOPE WALL 4 INCH	SQ YD	—	473	473
NAME PLATES	EACH	1	—	1
PREFORMED JOINT STRIP SEAL	FOOT	149	—	149
ERECTING ELASTOMERIC BEARING ASSEMBLY, TYPE I	EACH	8	—	8
ANCHOR BOLTS, 1"	EACH	—	16	16
ANCHORS BOLTS, 1 1/4"	EACH	—	16	16
CONCRETE SEALER	SQ FT	—	879	879
GEOCOMPOSITE WALL DRAIN	SQ YD	—	385	385
PIPE UNDERDRAINS FOR STRUCTURES 6"	FOOT	—	227	227
PREFORMED JOINT SEAL 2 1/2"	FOOT	126	—	126
REMOVAL AND DISPOSAL OF UNSUITABLE MATERIAL FOR STRUCTURES	CU YD	—	299	299
FORM LINER TEXTURED SURFACE	SQ FT	—	510	510

**GENERAL NOTES**

- Fasteners shall be ASTM 325 Type 1, mechanically galvanized bolts. Bolts 3/4 in. dia., holes 13/16 in. dia., unless otherwise noted.
- Calculated weight of Structural Steel = 205,550 lbs Grade 50  
20,650 lbs Grade 36
- No field welding is permitted except as specified in the contract documents.
- Reinforcement bars designated (E) shall be epoxy coated.
- Concrete Sealer shall be applied to the exposed surface of abutment backwall, beam seats and front face of the abutment stem.
- The Organic Zinc Rich Primer / Epoxy / Urethane Paint System shall be used for painting of new structural steel except where otherwise noted. The entire system shall be shop applied, with the exception that masked off connection surfaces, field installed fasteners and damaged areas shall be touched up in the field. The color of the final finish coat for all interior steel surfaces shall be Gray, Munsell No. 5B 7/1. The color of the final finish coat for the exterior and bottom flange of the fascia beams shall be Interstate Green Munsell No. 7.5G 4/8.
- Slipforming of the parapet is not allowed.

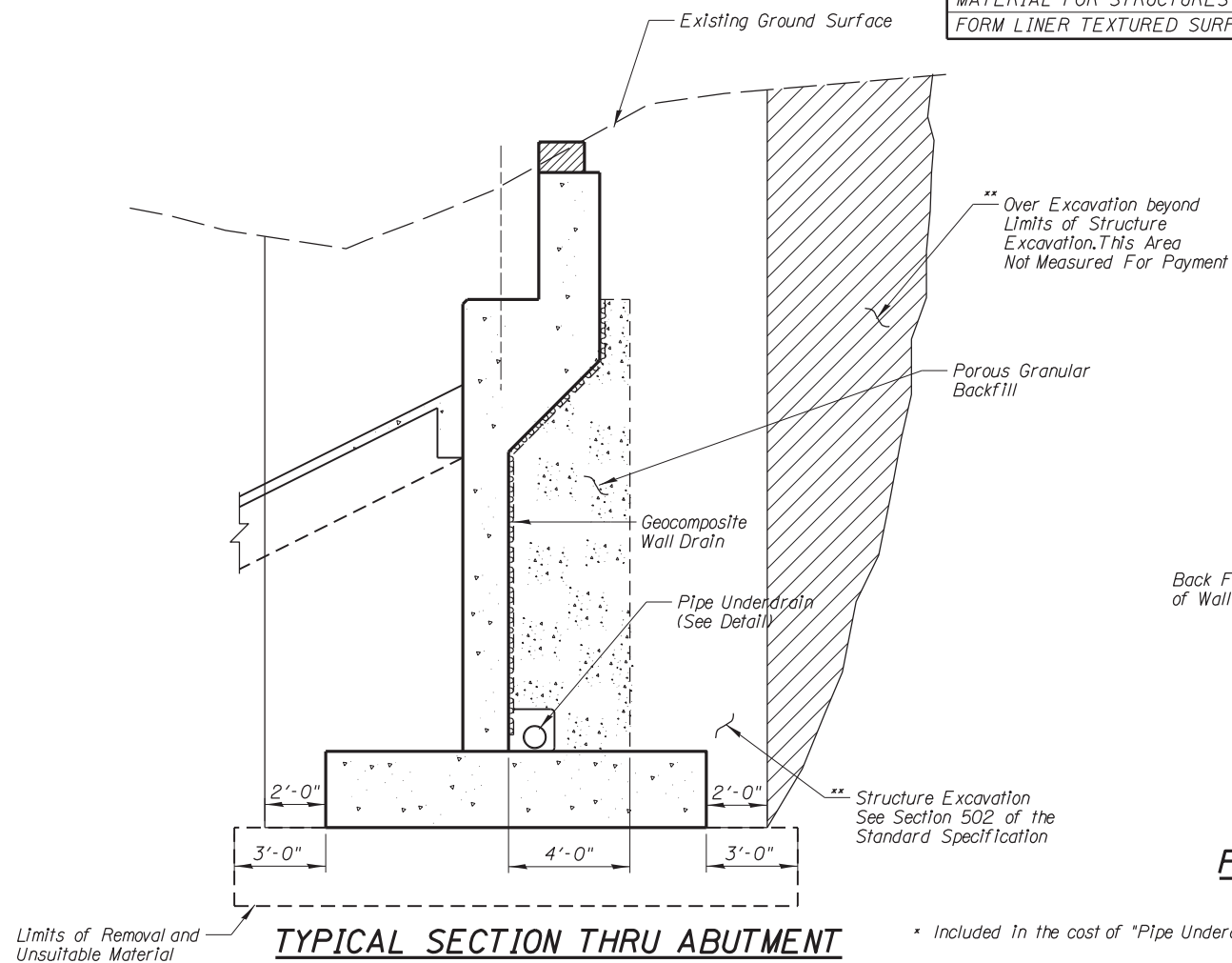
**INDEX OF SHEETS**

- S-1 General Plan and Elevation
- S-2 Index, General Notes and Total Bill of Material
- S-3 Substructure Layout
- S-4 to S-5 Stage Construction
- S-6 Deck Elevations Plan
- S-7 to S-8 Top of Deck Elevation
- S-9 Top of Approach Slab Elevation
- S-10 Deck Plan and Cross Section
- S-11 to S-12 Superstructure Details
- S-13 to S-16 Bridge Approach Slab Details
- S-17 Preformed Joint Strip Seal
- S-18 Framing Plan Details
- S-19 Diaphragm Details
- S-20 Bearing Details
- S-21 South Abutment Plan and Elevation
- S-22 South Abutment Details
- S-23 North Abutment Plan and Elevation
- S-24 North Abutment Details
- S-25 Bar Splicer Assembly Details
- S-26 to S-27 Boring Logs



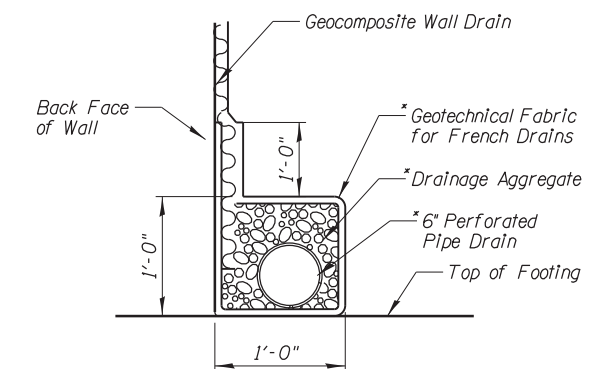
Note: Slope wall shall be reinforced with welded wire fabric, 6 in. x 6 in. W4.0 x W4.0, weighing 58 lbs. per 100 sq. ft.

**SECTION THRU  
CONCRETE SLOPEWALL**



**TYPICAL SECTION THRU ABUTMENT**

Pipe Underdrain Behind N. Abutment Will Be Connected To The Drainage Structure at N.W. of The S.B. Bridge.  
Pipe Underdrain Behind S. Abutment Will Be Connected To The Drainage Structure at S.E. Corner of N.B. Bridge.



**PIPE UNDERDRAIN DETAIL**

\* Included in the cost of "Pipe Underdrains for Structures".

\*\* Backfill Remainder of Structure Excavation and Over Excavation with Same Material Specified for Roadway Embankment.

N:\ROSEMONT\11000\CADD\_Sheets\0167942-0168037-002-Crossed.dgn

**CHRISTOPHER B. BURKE ENGINEERING, LTD.**  
8575 W. Higgins Road, Suite 600  
Rosemont, Illinois 60018  
(847) 924-6500

USER NAME =	DESIGNED - MM	REVISED
	CHECKED - JMB	REVISED
PLOT SCALE =	DRAWN - PDR	REVISED
PLOT DATE =	CHECKED - MM	REVISED

**STATE OF ILLINOIS  
DEPARTMENT OF TRANSPORTATION**

**GENERAL NOTES AND BILL OF MATERIAL  
SB MANNHEIM ROAD BRIDGE - STRUCTURE NO. 016-7942**

SHEET NO. S-2 OF S-27 SHEETS

F.A. RTE.	SECTION	COUNTY	TOTAL SHEETS	SHEET NO.
330	0105 WRS&HB	COOK	605	364
				CONTRACT NO. 60G37

ILLINOIS FED. AID PROJECT