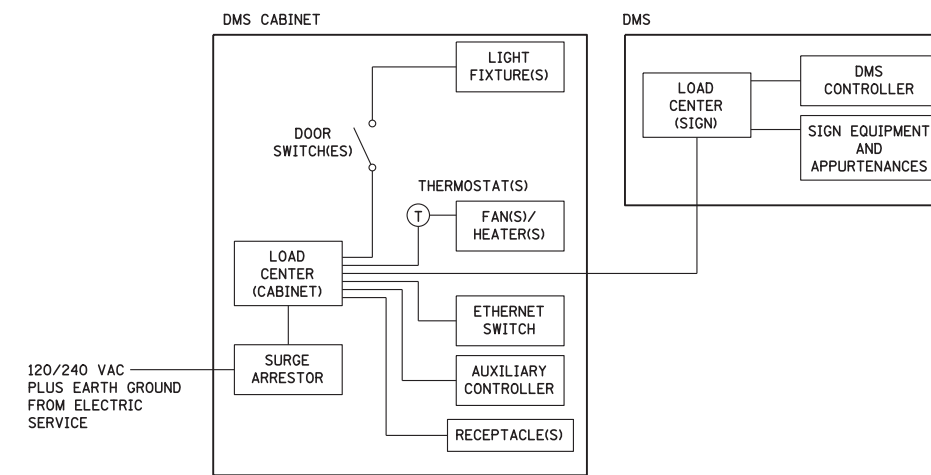
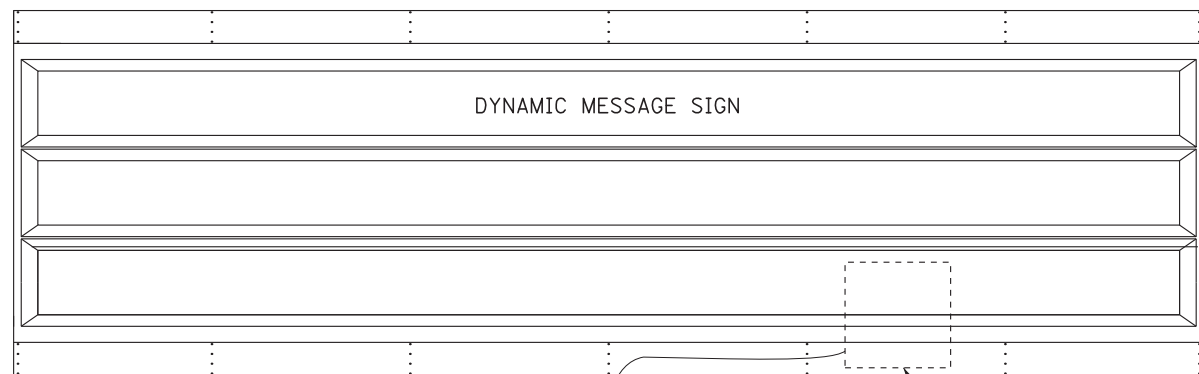
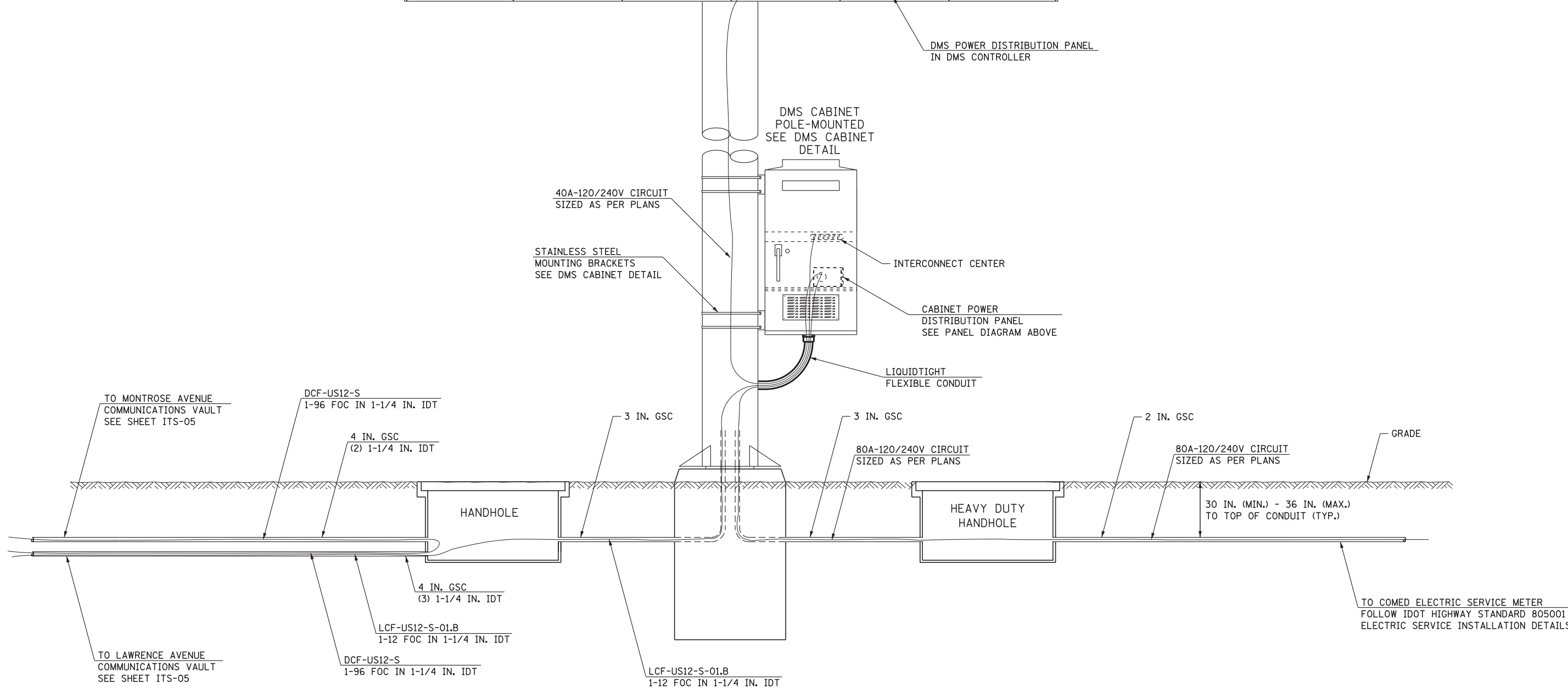


NOTES:

PLANS AND DETAILS INDICATE THE GENERAL NATURE AND REQUIREMENTS. THEY DO NOT SHOW EVERY ACCESSORY AND ATTACHMENT, AND THEY DO NOT RELIEVE THE CONTRACTOR OF THE REQUIREMENTS OF THE SPECIFICATIONS AND SPECIAL PROVISIONS TO ASCERTAIN UTILITY REQUIREMENTS AND TO COORDINATE ACCORDINGLY. FURNISHING ALL ITEMS AND WORK NOT PROVIDED BY THE UTILITY, BUT NECESSARY FOR A COMPLETE SERVICE INSTALLATION IS REQUIRED AND SHALL BE INCLUDED IN THE ELECTRIC UTILITY SERVICE INSTALLATION PAY ITEM.



SEE COMMUNICATIONS OVERVIEW PLAN AND FIBER ASSIGNMENTS FOR ADDITIONAL DETAILS.



USER NAME = micosir	DESIGNED DJJ	REVISED -
	DRAWN BCC	REVISED -
PLOT SCALE = 50:1	CHECKED YJ	REVISED -
PLOT DATE = 08-OCT-2012	DATE 10/19/12	REVISED -

**STATE OF ILLINOIS
DEPARTMENT OF TRANSPORTATION**

**DMS CONDUIT, CABLING, AND
ELECTRIC SERVICE DETAILS**

SCALE: SHEET NO. 4 OF 5 SHEETS STA. TO STA.

F.A.P. RTE.	SECTION	COUNTY	TOTAL SHEETS	SHEET NO.
330	0105 WRS&HB	COOK	605	460
CONTRACT NO. 60G37				
ILLINOIS FED. AID PROJECT				

ITS-24