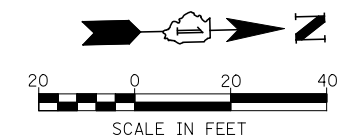
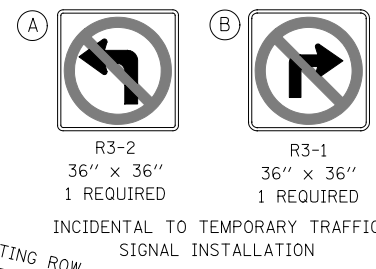


**TEMPORARY VIDEO DETECTION MOUNTING DETAIL**  
NOT TO SCALE

NOTE: EACH VIDEO CAMERA SHALL BE MOUNTED ON A 12' ALUMINUM MAST ARM OR WOOD POLE AS INDICATED ABOVE. THIS WORK WILL BE INCLUDED IN THE COST FOR TEMPORARY TRAFFIC SIGNAL INSTALLATION.

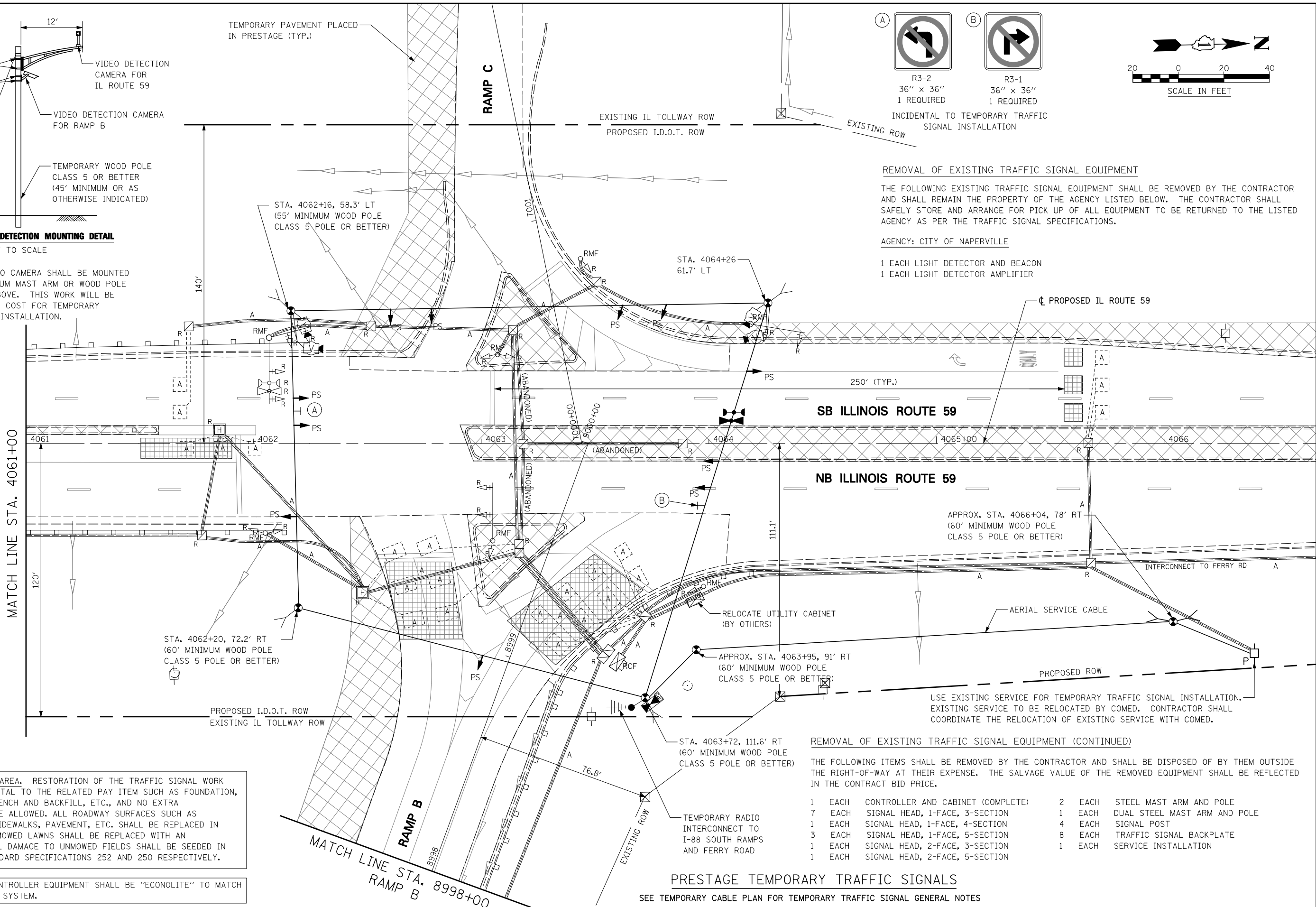


**REMOVAL OF EXISTING TRAFFIC SIGNAL EQUIPMENT**

THE FOLLOWING EXISTING TRAFFIC SIGNAL EQUIPMENT SHALL BE REMOVED BY THE CONTRACTOR AND SHALL REMAIN THE PROPERTY OF THE AGENCY LISTED BELOW. THE CONTRACTOR SHALL SAFELY STORE AND ARRANGE FOR PICK UP OF ALL EQUIPMENT TO BE RETURNED TO THE LISTED AGENCY AS PER THE TRAFFIC SIGNAL SPECIFICATIONS.

AGENCY: CITY OF NAPERVILLE

- 1 EACH LIGHT DETECTOR AND BEACON
- 1 EACH LIGHT DETECTOR AMPLIFIER



RESTORATION OF WORK AREA, RESTORATION OF THE TRAFFIC SIGNAL WORK AREA SHALL BE INCIDENTAL TO THE RELATED PAY ITEM SUCH AS FOUNDATION, CONDUIT, HANDHOLE, TRENCH AND BACKFILL, ETC., AND NO EXTRA COMPENSATION SHALL BE ALLOWED. ALL ROADWAY SURFACES SUCH AS SHOULDERS, MEDIANS, SIDEWALKS, PAVEMENT, ETC. SHALL BE REPLACED IN KIND. ALL DAMAGE TO MOWED LAWNS SHALL BE REPLACED WITH AN APPROVED SOD, AND ALL DAMAGE TO UNMOWED FIELDS SHALL BE SEEDING IN ACCORDANCE WITH STANDARD SPECIFICATIONS 252 AND 250 RESPECTIVELY.

THE TRAFFIC SIGNAL CONTROLLER EQUIPMENT SHALL BE "ECONOLITE" TO MATCH THE EXISTING ADJACENT SYSTEM.

**REMOVAL OF EXISTING TRAFFIC SIGNAL EQUIPMENT (CONTINUED)**

THE FOLLOWING ITEMS SHALL BE REMOVED BY THE CONTRACTOR AND SHALL BE DISPOSED OF BY THEM OUTSIDE THE RIGHT-OF-WAY AT THEIR EXPENSE. THE SALVAGE VALUE OF THE REMOVED EQUIPMENT SHALL BE REFLECTED IN THE CONTRACT BID PRICE.

- |  |                                     |
|--|-------------------------------------|
| 1 EACH CONTROLLER AND CABINET (COMPLETE) | 2 EACH STEEL MAST ARM AND POLE      |
| 7 EACH SIGNAL HEAD, 1-FACE, 3-SECTION    | 1 EACH DUAL STEEL MAST ARM AND POLE |
| 1 EACH SIGNAL HEAD, 1-FACE, 4-SECTION    | 4 EACH SIGNAL POST                  |
| 3 EACH SIGNAL HEAD, 1-FACE, 5-SECTION    | 8 EACH TRAFFIC SIGNAL BACKPLATE     |
| 1 EACH SIGNAL HEAD, 2-FACE, 3-SECTION    | 1 EACH SERVICE INSTALLATION         |
| 1 EACH SIGNAL HEAD, 2-FACE, 5-SECTION    |                                     |

**PRESTAGE TEMPORARY TRAFFIC SIGNALS**

SEE TEMPORARY CABLE PLAN FOR TEMPORARY TRAFFIC SIGNAL GENERAL NOTES

FILE NAME =	USER NAME = #USER#	DESIGNED <i>MJM</i>	REVISED -
#FILE#		DRAWN <i>KES</i>	REVISED -
	PLOT SCALE = #SCALE#	CHECKED <i>JCM</i>	REVISED -
	PLOT DATE = #DATE#	DATE <i>10/15/2012</i>	REVISED -

**STATE OF ILLINOIS  
DEPARTMENT OF TRANSPORTATION**

**TEMPORARY TRAFFIC SIGNAL INSTALLATION AND  
REMOVE EXISTING SIGNAL EQUIPMENT PLAN  
ILLINOIS ROUTE 59 AND I-88 NORTH RAMPS**

F.A.P. RTE.	SECTION	COUNTY	TOTAL SHEETS	SHEET NO.
338	(112 & 113) WRS-5	DUPAGE	963	416
<b>TS-1</b>			CONTRACT NO. 60131	
ILLINOIS FED. AID PROJECT				

SCALE: AS SHOWN SHEET NO. 1 OF 53 SHEETS STA. TO STA.