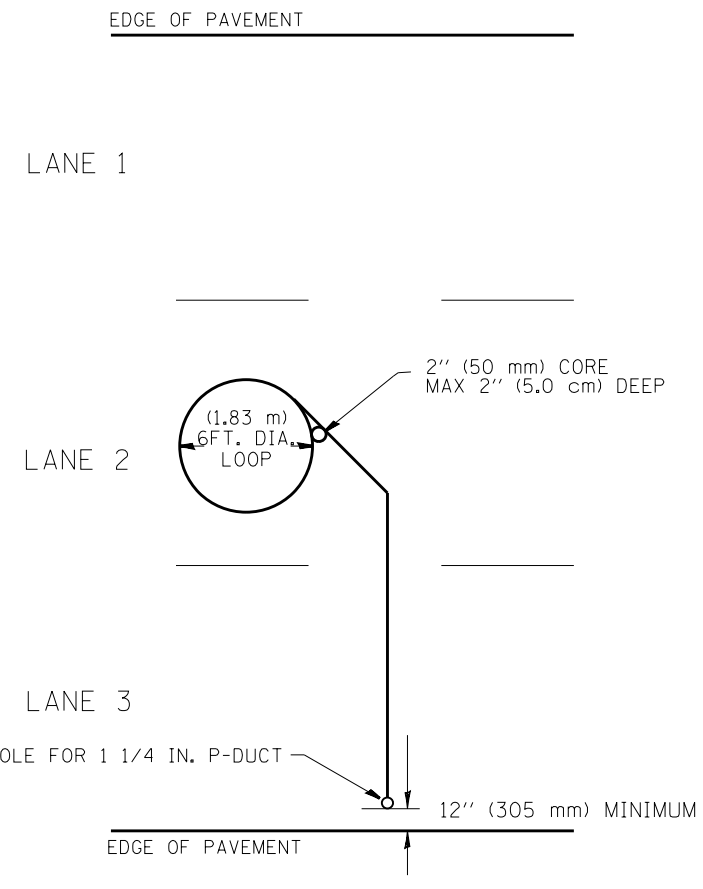
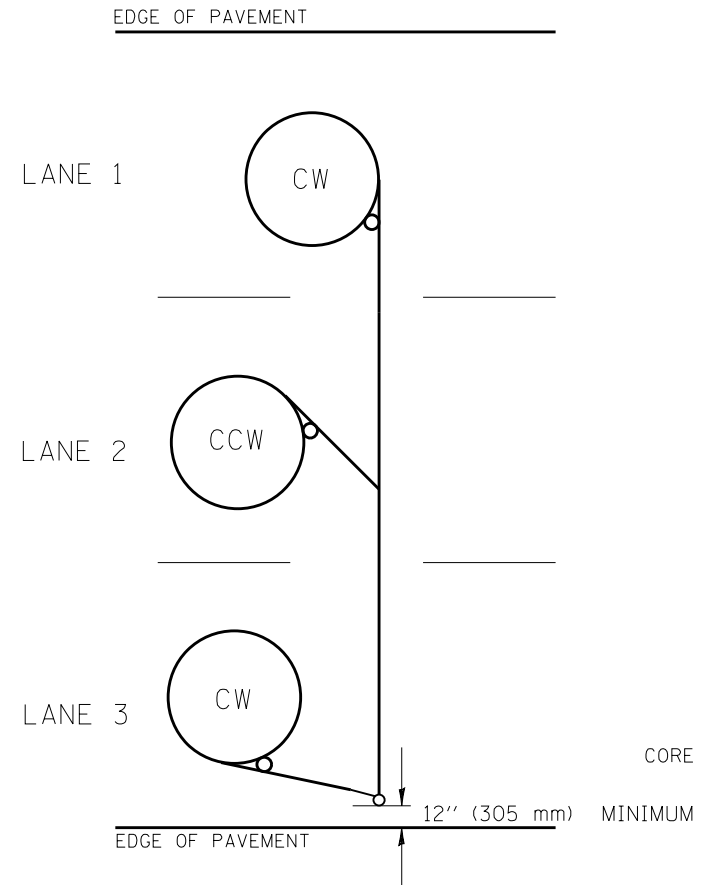


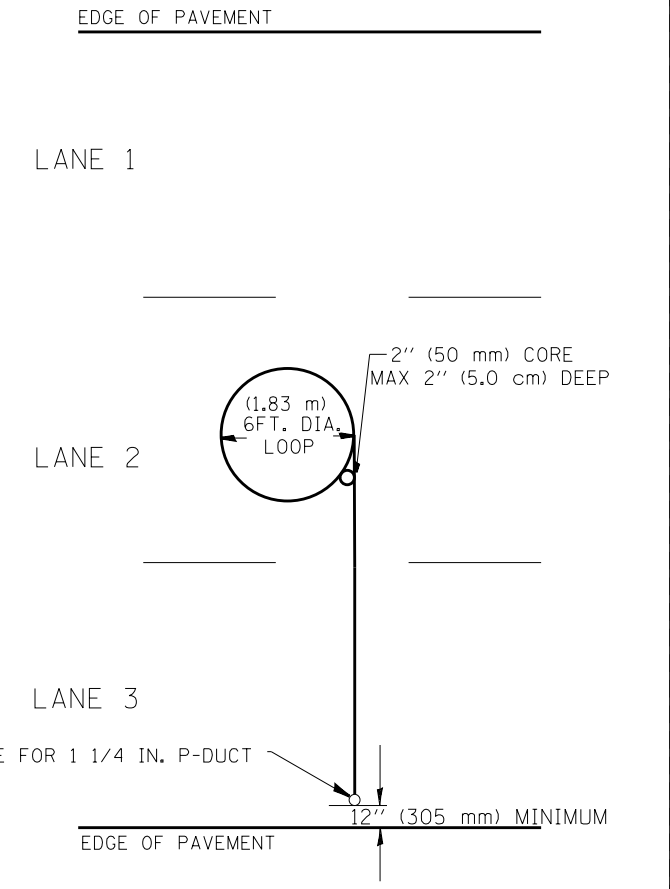
TYPICAL 6' (1.83 m) DIA. INDUCTION LOOP CORE DRILL
LAYOUT FOR MULTIPLE LANE ROADWAY



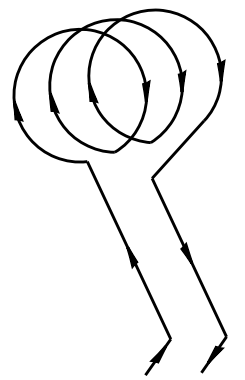
TYPICAL 6' (1.83 m) DIA. INDUCTION LOOP
LAYOUT FOR LANE 2



TYPICAL 6' (1.83 m) DIA. INDUCTION LOOP CORE DRILL
LAYOUT FOR MULTIPLE LANE ROADWAY



TYPICAL 6' (1.83 m) DIA. INDUCTION LOOP
LAYOUT FOR LANE 2



WIRING DETAILS

NOTES

1. EACH LOOP SHALL BE SPLICED TO A 4-C NO.18 TWISTED SHIELDED LEAD IN WHEN 150' (45 m) OR MORE FROM CABINET.
2. LOOPS SHALL BE SPLICED IN HANDHOLES ONLY, OTHERWISE WRITTEN PERMISSION SHALL BE OBTAINED FROM TSC ENGINEER.
3. LOOPS SHALL NOT BE SPLICED IN SERIES.
4. EACH LOOP LEAD IN SHALL BE IDENTIFIED AND PERMANENTLY COLOR CODED IN THE COREHOLE, HANDHOLE & CABINETS THRU WHICH THEY ENTER OR PASS AND TAGGED WITH THE CORRECT NOMENCLATURES.

FILE NAME =	USER NAME = mezag	DESIGNED - R.L.	REVISED - 6/94
et:\pw\work\p\idot\mezag\d0287541\TSC1P.dgn		DRAWN - G.M.	REVISED - 9/96
	PLOT SCALE = 100.0000' / in.	CHECKED - R.L.	REVISED - R.L. 03/2011
	PLOT DATE = 5/18/2012	DATE - 6-22-94	REVISED -

STATE OF ILLINOIS
DEPARTMENT OF TRANSPORTATION
TRAFFIC SYSTEMS CENTER

EXISTING ROUND LOOP INSTALLATION			
SCALE: NONE	SHEET NO.	OF SHEETS	STA. TO STA.

F.A.I. RTE.	SECTION	COUNTY	TOTAL SHEETS	SHEET NO.
190	(0101.6&0102.5)RS-2	COOK	85	80
FED. ROAD DIST. NO.			ILLINOIS FED. AID PROJECT	
			CONTRACT NO. 60T33	