

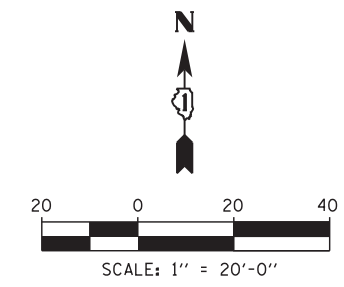
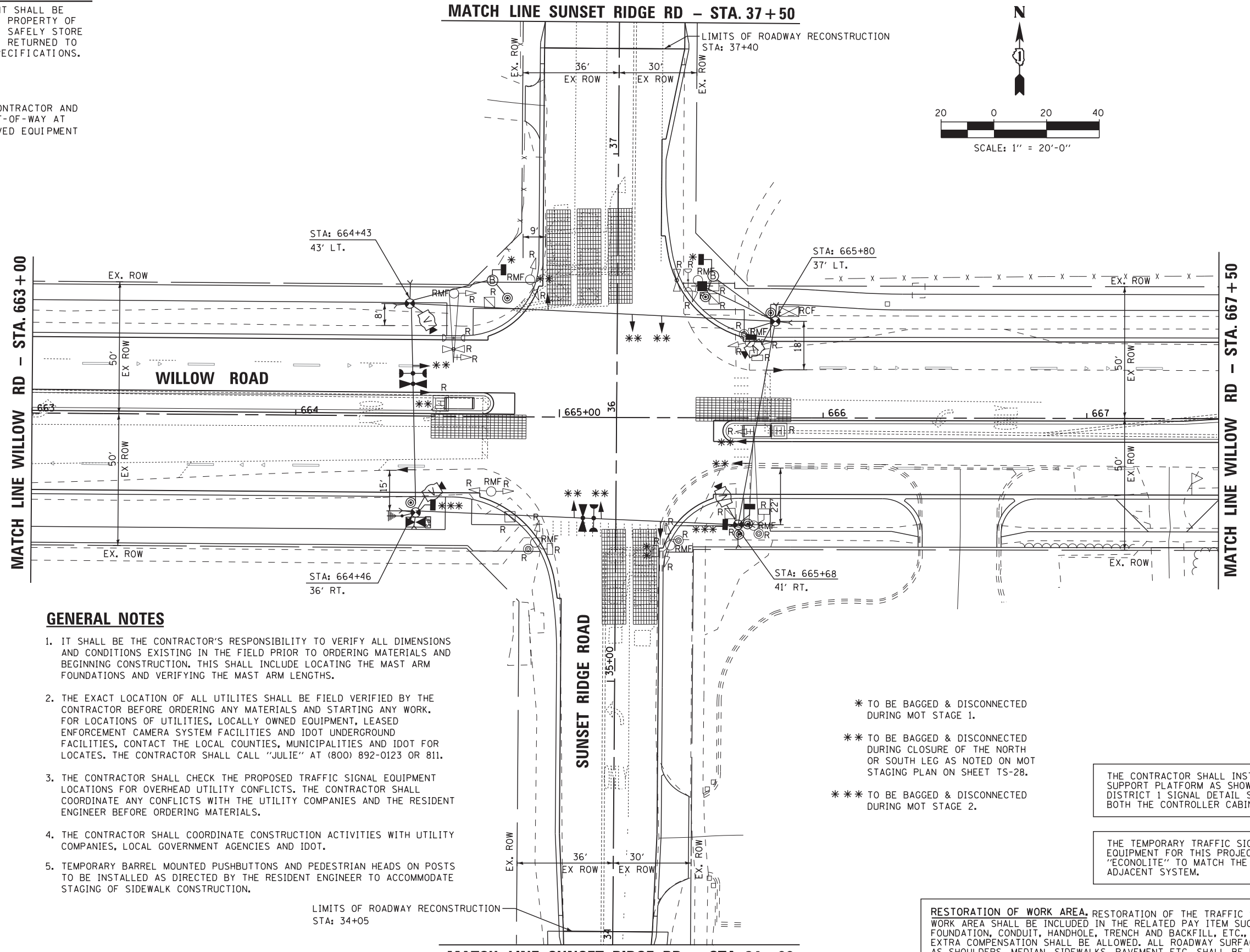
REMOVAL OF EXISTING TRAFFIC SIGNAL EQUIPMENT

THE FOLLOWING EXISTING TRAFFIC SIGNAL EQUIPMENT SHALL BE REMOVED BY THE CONTRACTOR AND SHALL REMAIN THE PROPERTY OF THE AGENCY LISTED BELOW. THE CONTRACTOR SHALL SAFELY STORE AND ARRANGE FOR PICK UP OF ALL EQUIPMENT TO BE RETURNED TO THE LISTED AGENCY AS PER THE TRAFFIC SIGNAL SPECIFICATIONS. AGENCY: VILLAGE OF NORTHFIELD

- 2 EACH LIGHT DETECTOR AND BEACON
- 1 EACH LIGHT DETECTOR AMPLIFIER

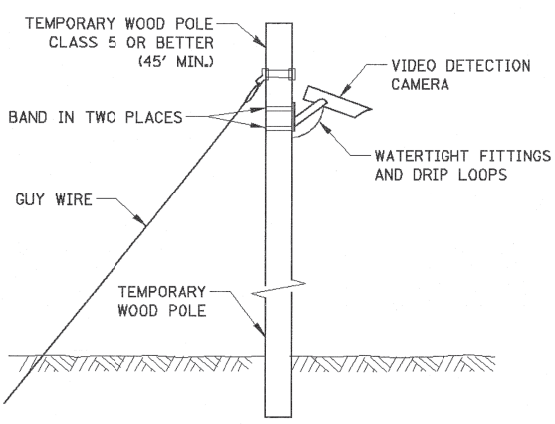
THE FOLLOWING ITEMS SHALL BE REMOVED BY THE CONTRACTOR AND SHALL BE DISPOSED OF BY THEM OUTSIDE THE RIGHT-OF-WAY AT THEIR EXPENSE. THE SALVAGE VALUE OF THE REMOVED EQUIPMENT SHALL BE REFLECTED IN THE CONTRACT BID PRICE.

- 4 EACH SIGNAL HEAD, 1 - FACE, 3 - SECTION
- 2 EACH SIGNAL HEAD, 2 - FACE, 2-3 SECTION
- 2 EACH SIGNAL HEAD, 1 - FACE, 5 - SECTION
- 2 EACH SIGNAL HEAD, 2 - FACE, 1-3 SECTION, 1-5 SECTION
- 4 EACH PEDESTRIAN SIGNAL HEAD, 1 - FACE
- 4 EACH PEDESTRIAN PUSH-BUTTON
- 2 EACH TRAFFIC SIGNAL BACKPLATE
- 2 EACH ALUMINUM MAST ARM AND POLE
- 6 EACH SIGNAL POST
- 1 EACH SERVICE INSTALLATION
- 1 EACH CONTROLLER AND CABINET COMPLETE
- 1 EACH UNINTERRUPTIBLE POWER SUPPLY



GENERAL NOTES

1. IT SHALL BE THE CONTRACTOR'S RESPONSIBILITY TO VERIFY ALL DIMENSIONS AND CONDITIONS EXISTING IN THE FIELD PRIOR TO ORDERING MATERIALS AND BEGINNING CONSTRUCTION. THIS SHALL INCLUDE LOCATING THE MAST ARM FOUNDATIONS AND VERIFYING THE MAST ARM LENGTHS.
2. THE EXACT LOCATION OF ALL UTILITIES SHALL BE FIELD VERIFIED BY THE CONTRACTOR BEFORE ORDERING ANY MATERIALS AND STARTING ANY WORK. FOR LOCATIONS OF UTILITIES, LOCALLY OWNED EQUIPMENT, LEASED ENFORCEMENT CAMERA SYSTEM FACILITIES AND IDOT UNDERGROUND FACILITIES, CONTACT THE LOCAL COUNTIES, MUNICIPALITIES AND IDOT FOR LOCATES. THE CONTRACTOR SHALL CALL "JULIE" AT (800) 892-0123 OR 811.
3. THE CONTRACTOR SHALL CHECK THE PROPOSED TRAFFIC SIGNAL EQUIPMENT LOCATIONS FOR OVERHEAD UTILITY CONFLICTS. THE CONTRACTOR SHALL COORDINATE ANY CONFLICTS WITH THE UTILITY COMPANIES AND THE RESIDENT ENGINEER BEFORE ORDERING MATERIALS.
4. THE CONTRACTOR SHALL COORDINATE CONSTRUCTION ACTIVITIES WITH UTILITY COMPANIES, LOCAL GOVERNMENT AGENCIES AND IDOT.
5. TEMPORARY BARREL MOUNTED PUSHBUTTONS AND PEDESTRIAN HEADS ON POSTS TO BE INSTALLED AS DIRECTED BY THE RESIDENT ENGINEER TO ACCOMMODATE STAGING OF SIDEWALK CONSTRUCTION.



TEMPORARY VIDEO DETECTION MOUNTING DETAIL (NOT TO SCALE)

- * TO BE BAGGED & DISCONNECTED DURING MOT STAGE 1.
- ** TO BE BAGGED & DISCONNECTED DURING CLOSURE OF THE NORTH OR SOUTH LEG AS NOTED ON MOT STAGING PLAN ON SHEET TS-28.
- *** TO BE BAGGED & DISCONNECTED DURING MOT STAGE 2.

THE CONTRACTOR SHALL INSTALL A WOOD SUPPORT PLATFORM AS SHOWN ON THE DISTRICT 1 SIGNAL DETAIL SHEETS FOR BOTH THE CONTROLLER CABINET AND UPS.

THE TEMPORARY TRAFFIC SIGNAL CONTROL EQUIPMENT FOR THIS PROJECT SHALL BE "ECONOLITE" TO MATCH THE EXISTING ADJACENT SYSTEM.

RESTORATION OF WORK AREA, RESTORATION OF THE TRAFFIC SIGNAL WORK AREA SHALL BE INCLUDED IN THE RELATED PAY ITEM SUCH AS FOUNDATION, CONDUIT, HANDHOLE, TRENCH AND BACKFILL, ETC., AND NO EXTRA COMPENSATION SHALL BE ALLOWED. ALL ROADWAY SURFACES SUCH AS SHOULDERS, MEDIAN, SIDEWALKS, PAVEMENT ETC. SHALL BE REPLACED IN KIND. ALL DAMAGE TO MOWED LAWNS SHALL BE REPLACED WITH AN APPROVED SOD, AND ALL DAMAGE TO UNMOWED FIELDS SHALL BE SECTED IN ACCORDANCE WITH STANDARD SPECIFICATIONS 252 AND 250 RESPECTIVELY.

FILE NAME =	USER NAME = \$USER\$	DESIGNED - KMM	REVISED -	STATE OF ILLINOIS DEPARTMENT OF TRANSPORTATION	TEMPORARY TRAFFIC SIGNAL INSTALLATION & REMOVAL PLAN MAINTENANCE OF TRAFFIC STAGE 1 WILLOW ROAD AT SUNSET RIDGE ROAD	F.A. RTE.	SECTION	COUNTY	TOTAL SHEETS	SHEET NO.	
N:\Projects\312027\Design\CAD\Sheet Files\0160T35\woWLtempSR-1.dgn	PLOT SCALE = \$SCALE\$	DRAWN - CDC	REVISED -			305	(1920, 01, 1518, 2022 & 1922, 4BR)	COOK	919	374	
	PLOT DATE = 10/30/2012	CHECKED - JDH	REVISED -			CONTRACT NO. 60T35					
		DATE - 10/31/2012	REVISED -			ILLINOIS FED. AID PROJECT					