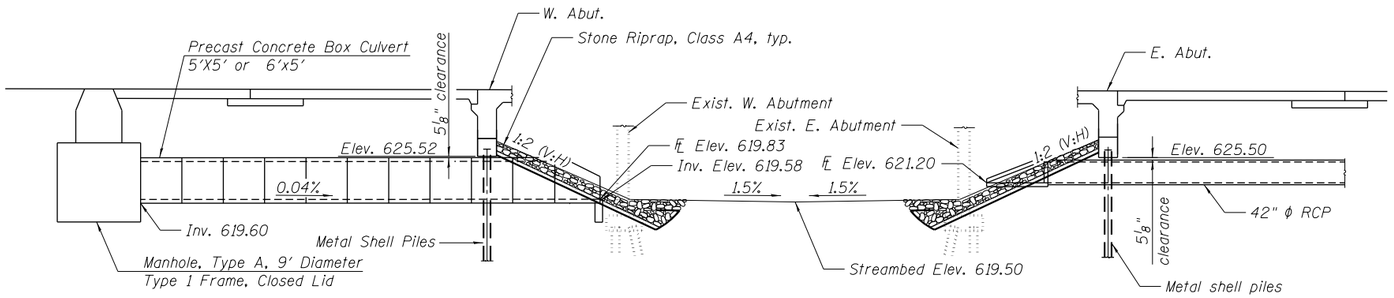

ELEVATION

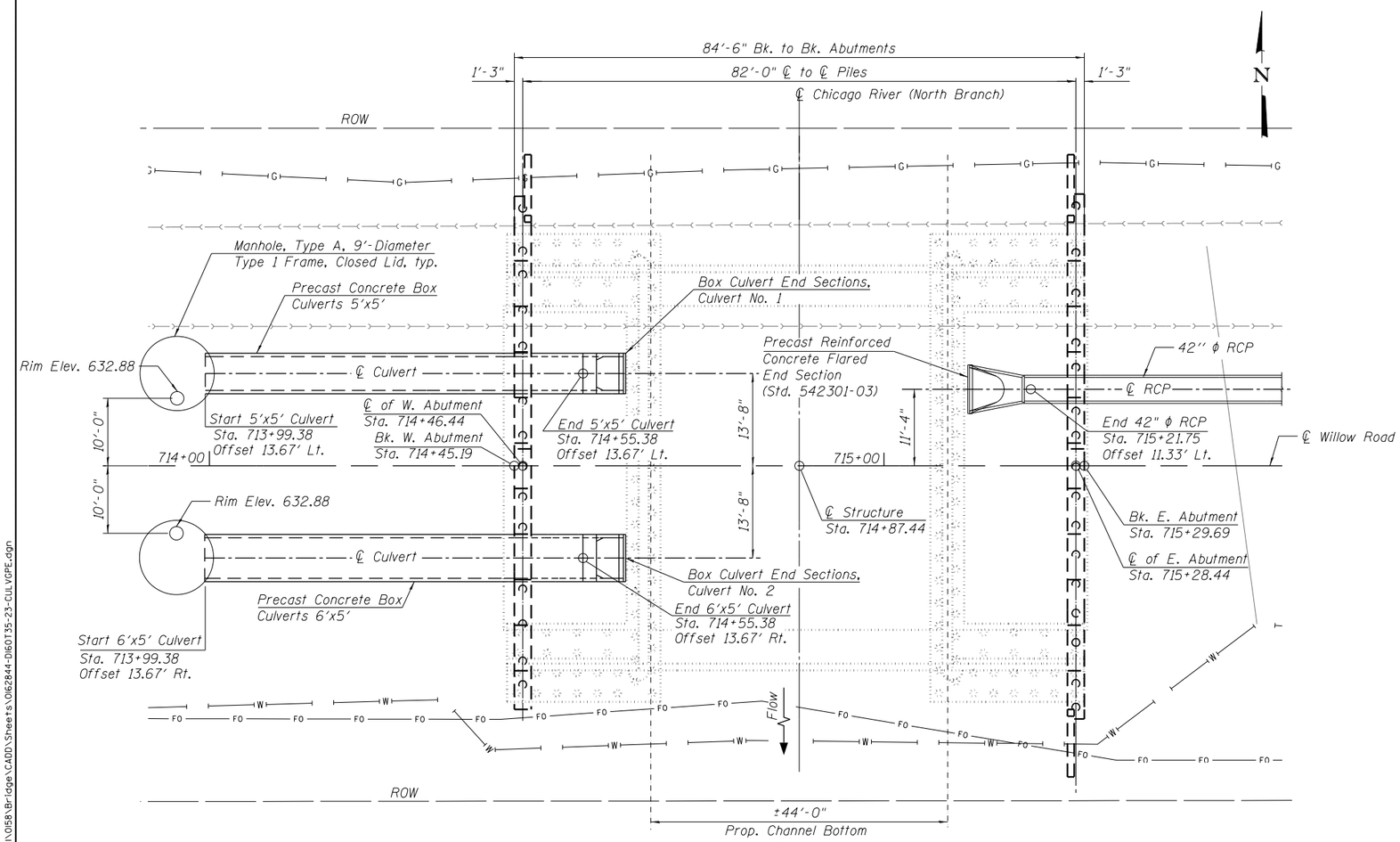

PLAN

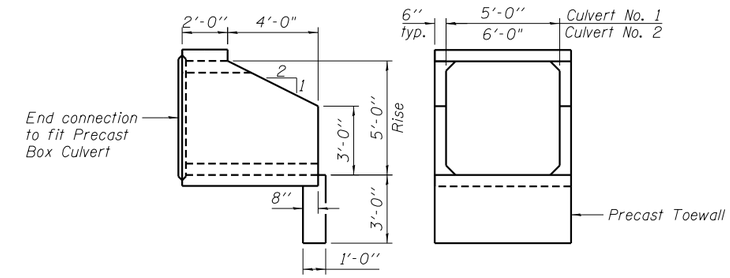

SIDE VIEW END VIEW

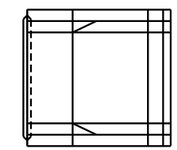

PLAN

BOX CULVERT END SECTIONS, CULVERT NO. 1 AND NO. 2

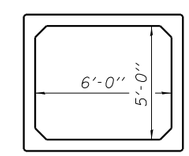

CROSS SECTION
(6'X5' Precast Box Culvert)

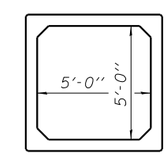

CROSS SECTION
(5'X5' Precast Box Culvert)

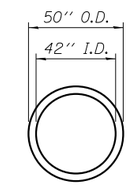

CROSS SECTION
(42" Dia. Precast Reinforced Pipe)
(See Roadway Plans)

BILL OF MATERIAL

Item	Unit	Total
Box Culvert End Sections, Culvert No. 1	Each	1
Box Culvert End Sections, Culvert No. 2	Each	1
Precast Concrete Box Culverts 5'x5'	Foot	56
Precast Concrete Box Culverts 6'x5'	Foot	56

Notes:
Precast Concrete Box Culverts shall be designed per AASHTO LRFD utilizing ASTM C 1577. The fill height is 7'-5"±. A design submittal including plan details and calculations is required for review and acceptance by the Engineer.
Precast Concrete Box Culvert sections shall conform to the requirements of Article 540.06 of the Standard Specifications.