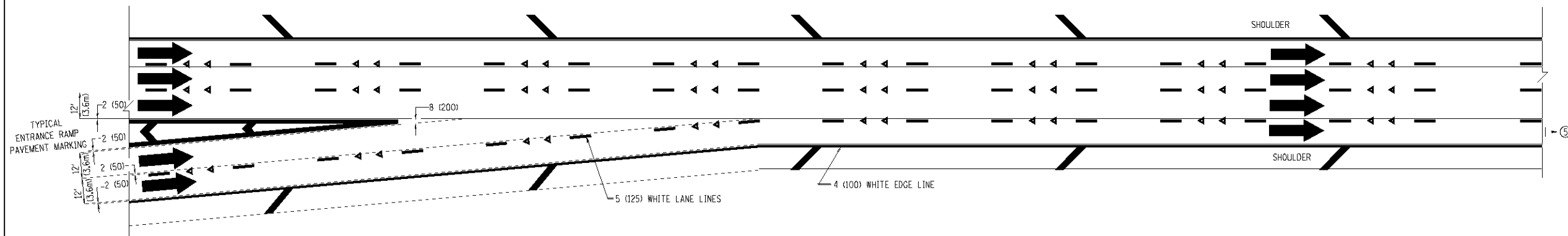
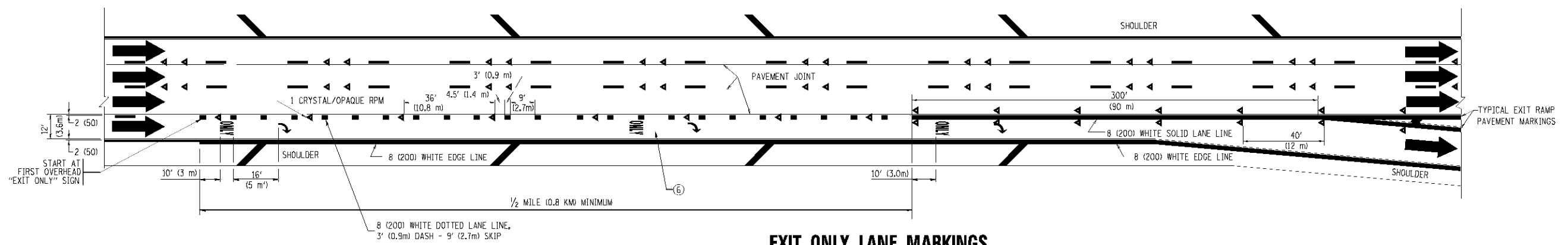


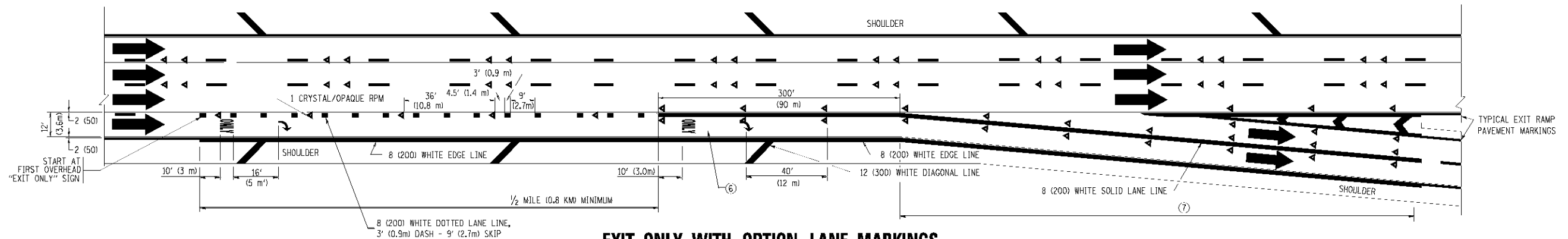
AUXILIARY LANE MARKINGS



TWO LANE ENTRANCE RAMP WITH MERGE MARKINGS



EXIT ONLY LANE MARKINGS



EXIT ONLY WITH OPTION LANE MARKINGS

- NOTES**
- ③ OMIT WHEN LENGTH OF AUXILIARY LANE IS LESS THAN 500' (150 m).
 - ④ 8-INCH WIDE DOTTED LANE LINE MARKINGS SHALL BE USED WHEN THE LENGTH OF THE AUXILIARY LANE IS 2 MILES OR LESS.
 - ⑤ FOR TWO-LANE ENTRANCE RAMP, IF RIGHT LANE ENDS, USE TYPICAL ENTRANCE RAMP PAVEMENT MARKINGS.
 - ⑥ ONLY AND ARROWS EQUALLY SPACED, 500' (150 m) MAXIMUM SPACING. FULL SIZE LETTERS AND ARROW SHALL BE USED.
 - ⑦ CONTINUE 8" SOLID LANE LINE THROUGH EXIT TO END OF PAVED CORE.

FILE NAME c:\pwork\p\11007\LCYS\11010303\11012.dwg	USER NAME lucy	DESIGNED - D.W.S.	REVISED - D.W.S. 07-96	STATE OF ILLINOIS DEPARTMENT OF TRANSPORTATION	MULTI-LANE FREEWAY PAVEMENT MARKING DETAILS			F.A.P. RTE.	SECTION	COUNTY	TOTAL SHEETS	SHEET NO.
	PLOT SCALE 50,000 / IN.	CHECKED -	REVISED - J.A.F. 02-06					305	1920,01,1518,2022&1922,4BIF	COOK	919	545
	PLOT DATE 1/22/2010	DATE - 01-90	REVISED - S.P.B. 01-07					TC-12		CONTRACT NO. 60T35		
				SCALE: NONE	SHEET NO. 2 OF 2 SHEETS	STA.	TO STA.					
							FED. ROAD DIST. NO. 1 ILLINOIS FED. AID PROJECT					