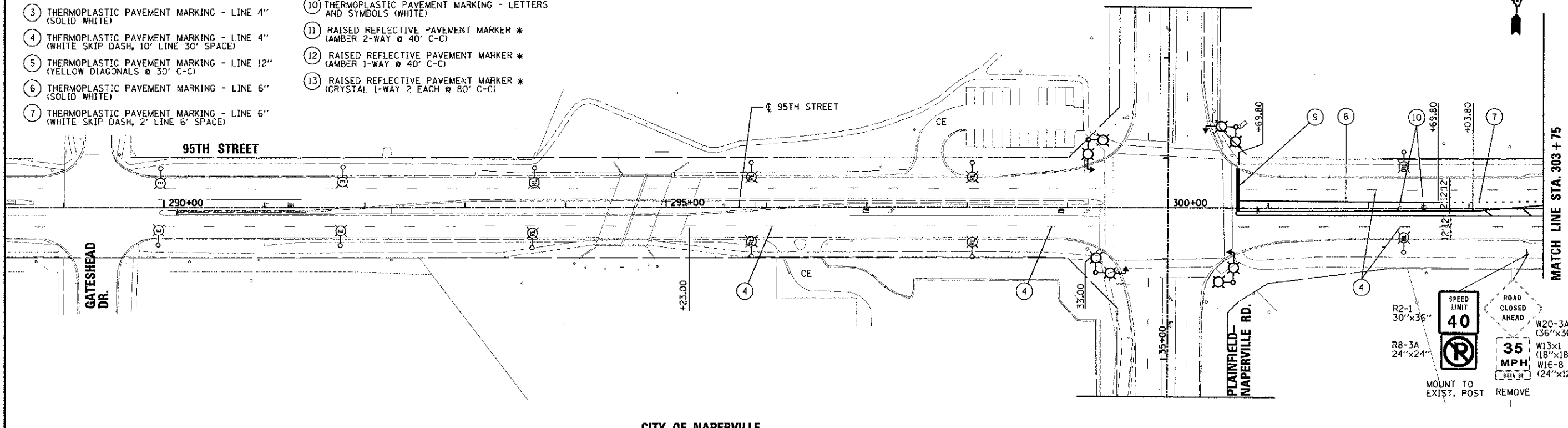


LEGEND

- ① THERMOPLASTIC PAVEMENT MARKING - LINE 4" (SOLID YELLOW)
- ② THERMOPLASTIC PAVEMENT MARKING - LINE 4" (DOUBLE YELLOW, 11" C-C)
- ③ THERMOPLASTIC PAVEMENT MARKING - LINE 4" (SOLID WHITE)
- ④ THERMOPLASTIC PAVEMENT MARKING - LINE 4" (WHITE SKIP DASH, 10' LINE 30' SPACE)
- ⑤ THERMOPLASTIC PAVEMENT MARKING - LINE 12" (YELLOW DIAGONALS @ 30' C-C)
- ⑥ THERMOPLASTIC PAVEMENT MARKING - LINE 6" (SOLID WHITE)
- ⑦ THERMOPLASTIC PAVEMENT MARKING - LINE 6" (WHITE SKIP DASH, 2' LINE 6' SPACE)
- ⑧ THERMOPLASTIC PAVEMENT MARKING - LINE 12" (WHITE DIAGONALS @ 3' C-C)
- ⑨ THERMOPLASTIC PAVEMENT MARKING - LINE 24" (SOLID WHITE STOP BAR)
- ⑩ THERMOPLASTIC PAVEMENT MARKING - LETTERS AND SYMBOLS (WHITE)
- ⑪ RAISED REFLECTIVE PAVEMENT MARKER * (AMBER 2-WAY @ 40' C-C)
- ⑫ RAISED REFLECTIVE PAVEMENT MARKER * (AMBER 1-WAY @ 40' C-C)
- ⑬ RAISED REFLECTIVE PAVEMENT MARKER * (CRYSTAL 1-WAY 2 EACH @ 80' C-C)
- ⑭ RAISED REFLECTIVE PAVEMENT MARKER * (CRYSTAL 1-WAY @ 40' C-C)
- ⑮ POLYUREA PAVEMENT MARKING - LINE 4" (WHITE SKIP DASH, 10' LINE 30' SPACE)

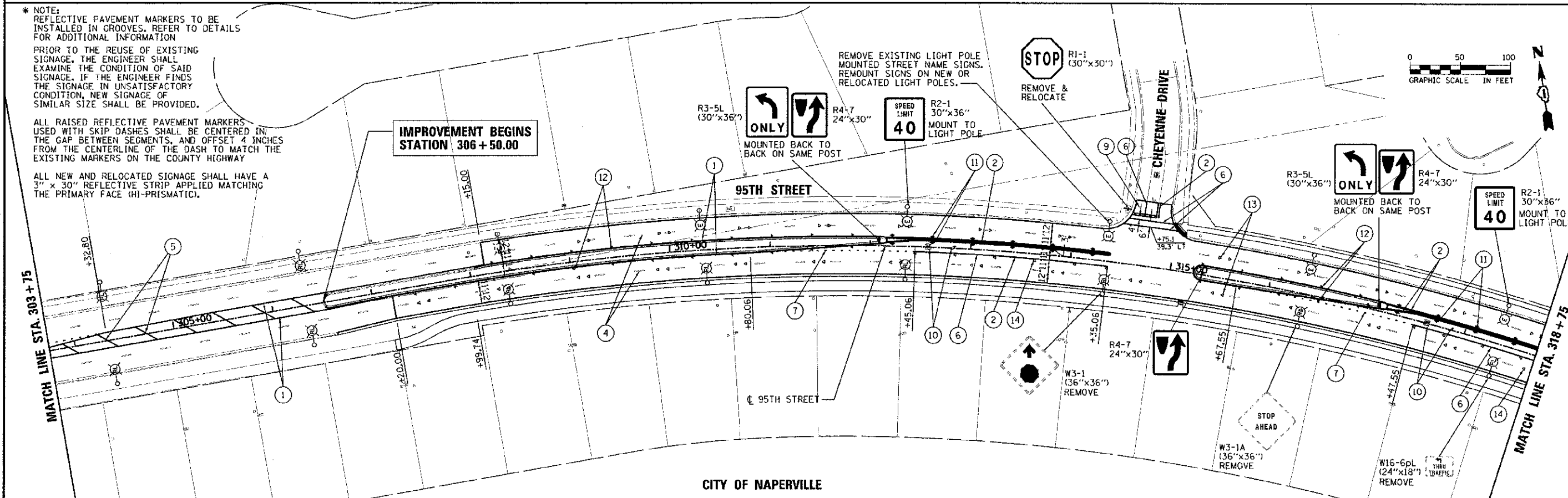
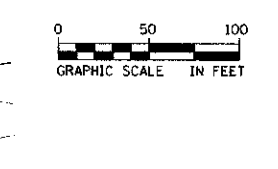


CITY OF NAPERVILLE

*** NOTE:**
REFLECTIVE PAVEMENT MARKERS TO BE INSTALLED IN GROOVES. REFER TO DETAILS FOR ADDITIONAL INFORMATION.
PRIOR TO THE REUSE OF EXISTING SIGNAGE, THE ENGINEER SHALL EXAMINE THE CONDITION OF SAID SIGNAGE. IF THE ENGINEER FINDS THE SIGNAGE IN UNSATISFACTORY CONDITION, NEW SIGNAGE OF SIMILAR SIZE SHALL BE PROVIDED.

ALL RAISED REFLECTIVE PAVEMENT MARKERS USED WITH SKIP DASHES SHALL BE CENTERED IN THE GAP BETWEEN SEGMENTS, AND OFFSET 4 INCHES FROM THE CENTERLINE OF THE DASH TO MATCH THE EXISTING MARKERS ON THE COUNTY HIGHWAY.

ALL NEW AND RELOCATED SIGNAGE SHALL HAVE A 3" x 30" REFLECTIVE STRIP APPLIED MATCHING THE PRIMARY FACE (HI-PRISMATIC).



CITY OF NAPERVILLE

URS
100 S. WACKER DR.
SUITE 500
CHICAGO, IL 60606
TEL (312) 939-1000
FAX (312) 939-4190

USER NAME: jpmc...
DESIGNED: JRP
DRAWN: MRF
CHECKED: JRP
DATE: 10/19/2012

REVISIONS:
REVISED: -
REVISED: -
REVISED: -
REVISED: -

**STATE OF ILLINOIS
DEPARTMENT OF TRANSPORTATION**

**95TH STREET
PAVEMENT MARKING & SIGNING PLAN**
SCALE: 1"=50' DRAWING NO. 1 OF 4 STA. 291+70.56 TO STA. 318+75

F.A.J. RTE. 1644	SECTION 01-00181-00-FP	COUNTY WILL	TOTAL SHEETS 328	SHEET NO. 113
CONTRACT NO. 63647				
ILLINOIS FED. AID PROJECT				

FILE NAME: c:\naper\11_26387381_0514\1.dwg; contractor: acattlv; address: c:\naper\11_26387381_0514\1.dwg; user: jpmc...