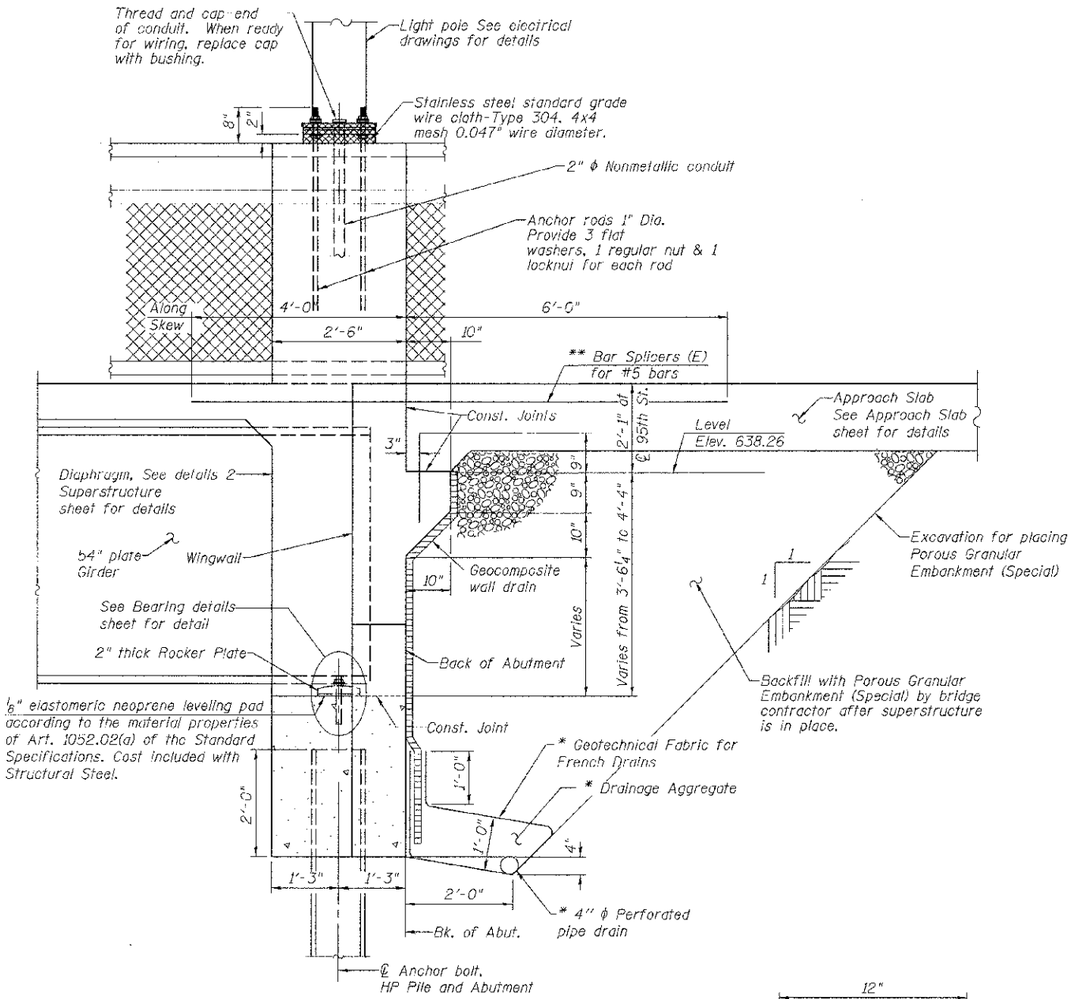

SECTION THRU ABUTMENT

(showing drainage details) (Horiz. dim. @ Rt. L's)

* Included in the cost of "Pipe Underdrains for Structures 4"".
** See bar splicers sheet for details.

Notes:
All drainage system components shall extend to 2'-0" from the end of each wingwall except an outlet pipe shall extend until intersecting with the side slopes. The pipes shall drain into concrete headwalls.. (See Article 601.05 of the Standard Specifications and Highway Standard 601101).

The cost of anchor rods for light mount is included with price of "Concrete Structures".

The cost of conduit is included with the price of "Conduit Encased In Concrete, 2" dia., PVC".

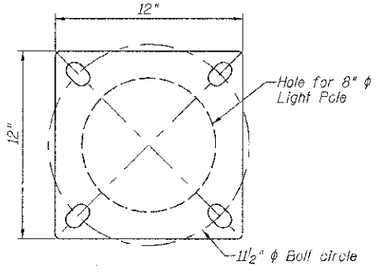

LIGHT POLE BASE PLATE DETAIL

11½" DIA. BOLT CIRCLE
(For reference)

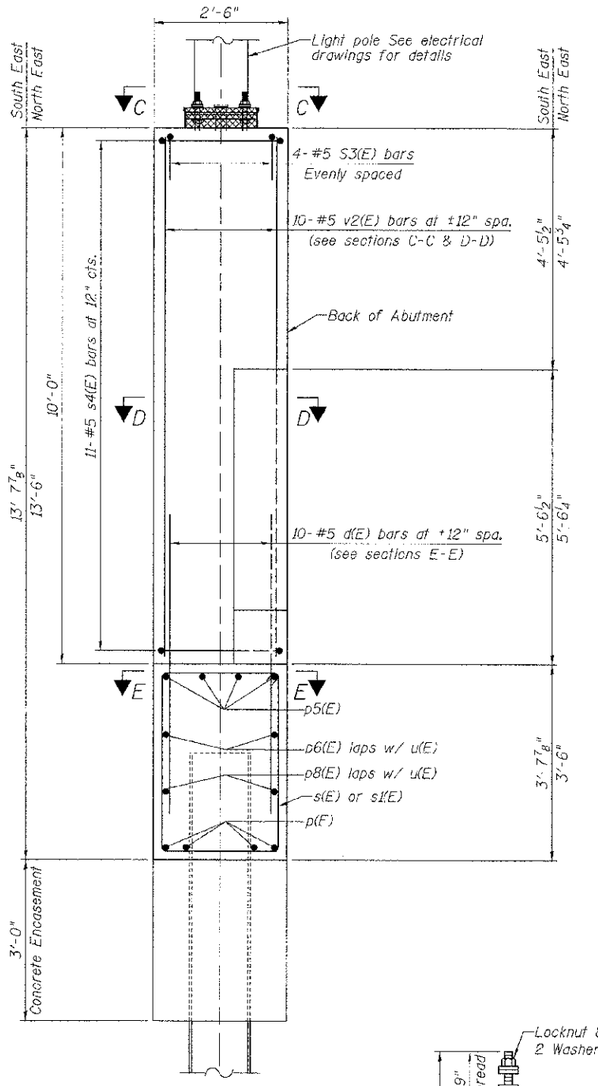

SECTION B-B

(South end shown. North end similar)
See sheet East Abutment for location of Section B-B

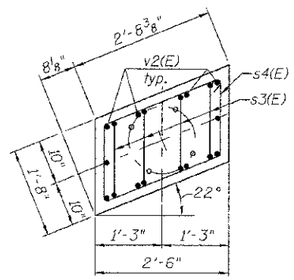

SECTION C-C

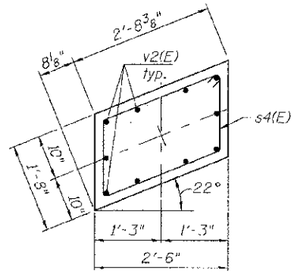

SECTION D-D

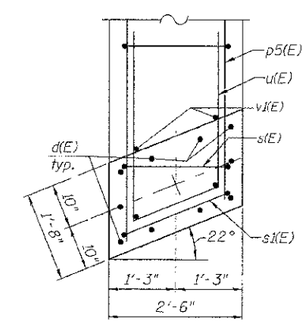

SECTION E-E

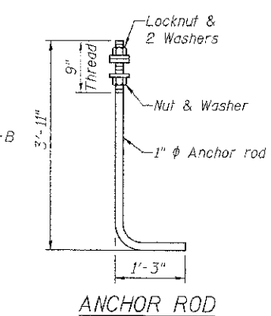

ANCHOR ROD

Diameter as specified for light poles.
(ASTM F 1554 Grade 105)
(24 Required)

URS 100 S.WACKER DR. SUITE 500 CHICAGO IL 60606 TEL (312)-939-1000 FAX (312)-939-4198	USER NAME = #STB#	DESIGNED - STB	REVISED -	STATE OF ILLINOIS DEPARTMENT OF TRANSPORTATION	EAST ABUTMENT DETAILS STRUCTURE NO. 099-3035
		CHECKED - NPP	REVISED -		
	PLOT SCALE = 1:4 ' / IN.	DRAWN - SOI	REVISED -		
	PLOT DATE = 10/16/2012	CHECKED - NPP	REVISED -		SHEET NO. 24 OF 38 SHEETS

F.A.U. RTE.	SECTION	COUNTY	TOTAL SHEETS	SHEET NO.
1644	01-00181-00-FP	WILL	328	182
		CONTRACT NO. 63647		
		ILLINOIS FED. AID PROJECT		

FILE NAME = q:\wadah_25367381_95th\drawings\contract-south\Structures\Bridge ID\Pegal\Control Copy\S-24 East Abutment Details.dgn