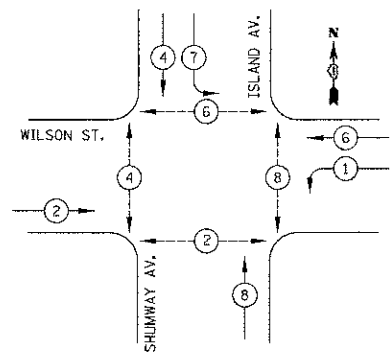
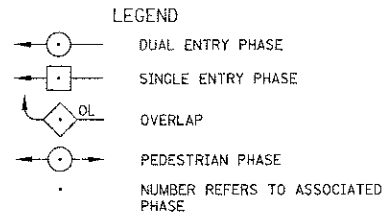
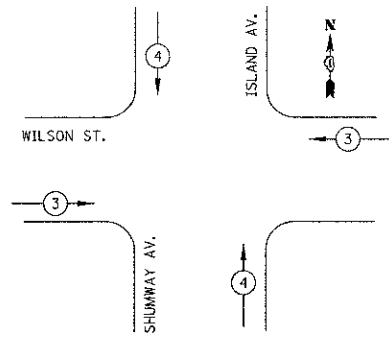


TEMPORARY CONTROLLER SEQUENCE

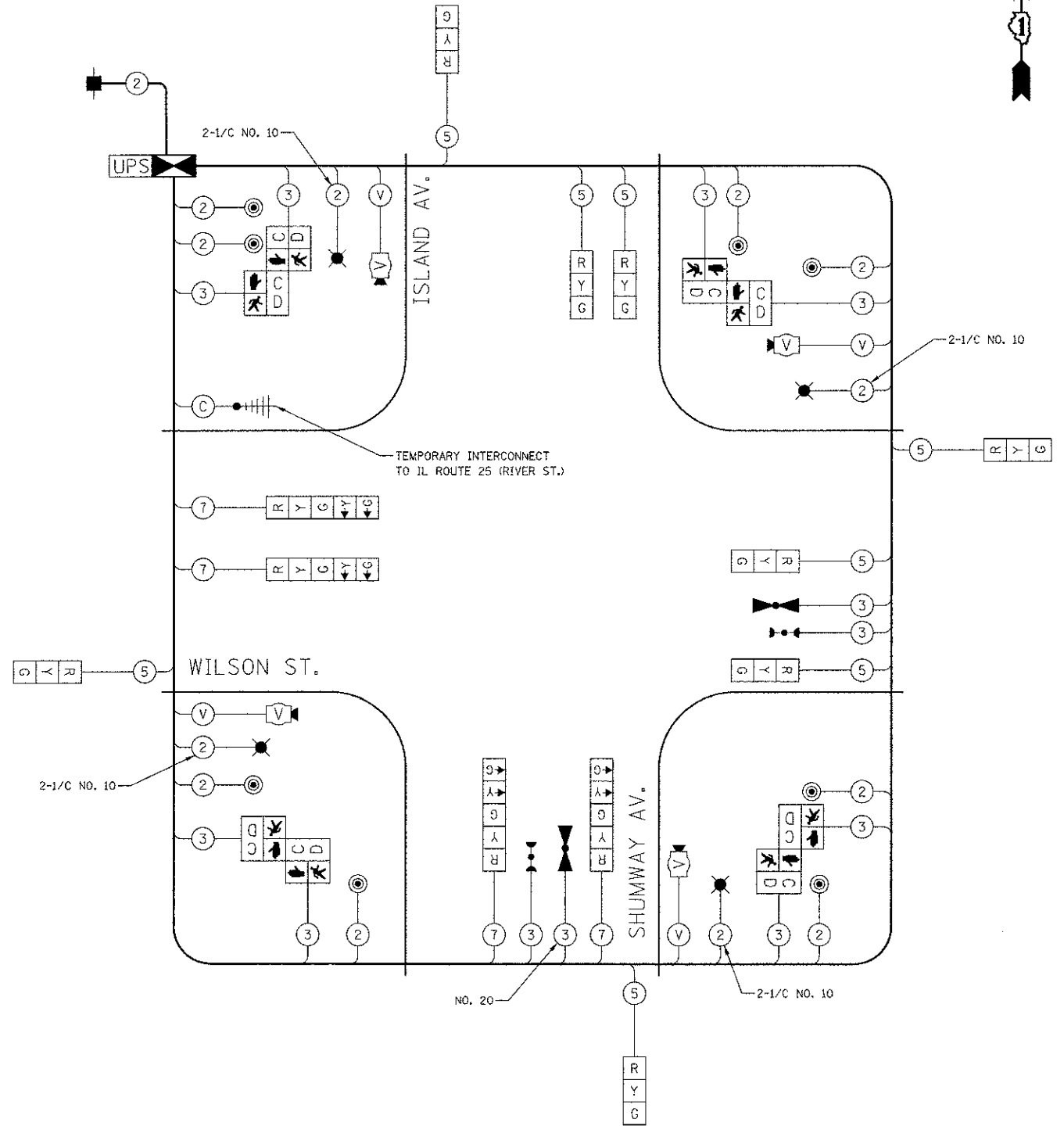


TEMPORARY EMERGENCY VEHICLE PREEMPTION SEQUENCE



TEMPORARY EMERGENCY VEHICLE PREEMPTORS		
EMERGENCY VEHICLE PREEMPTOR	3	4
MOVEMENT	→	↑

TEMPORARY PHASE DESIGNATION DIAGRAM



I.D.O.T. TRAFFIC SIGNAL INSTALLATION ELECTRICAL SERVICE REQUIREMENTS					TOTAL WATTAGE
TYPE	NO. LAMPS	WATTAGE		% OPERATION	
		INCAND.	LED		
SIGNAL (RED)	12		17	0.50	102
(YELLOW)	12		25	0.25	75
(GREEN)	12		15	0.25	45
ARROW	8		12	0.10	10
PED. SIGNAL	8		25	1.00	200
CONTROLLER	1		100	1.00	100
VIDEO SYSTEM	1		150	1.00	150
LUMINAIRES	4	250		0.50	500
FLASHER				0.50	
TOTAL =					1182

ENERGY COSTS TO: ILLINOIS DEPARTMENT OF TRANSPORTATION  
201 WEST CENTER COURT  
SCHAUMBURG, IL 60196-1096

ENERGY SUPPLY: CONTACT: ELECTRIC DEPARTMENT  
PHONE: (630) 454-2350  
COMPANY: CITY OF BATAVIA

- NOTES FOR TEMPORARY COMBINATION LIGHTING
- TEMPORARY LIGHTING SHALL CONSIST OF 250W HPS MC-III COBRAHEADS ON 15' MAST ARMS MOUNTED ON THE TEMPORARY WOOD POLES FOR THE TEMPORARY TRAFFIC SIGNAL AS SHOWN ON THE TEMPORARY SIGNAL AND CABLE PLAN.
  - THE LUMINAIRES SHALL BE CONNECTED TO A SEPARATE 20 AMP CIRCUIT BREAKER IN THE TEMPORARY TRAFFIC SIGNAL CABINET. THE LUMINAIRES SHALL NOT BE CONNECTED TO THE UNINTERRUPTIBLE POWER SUPPLY UNIT.
  - THE LUMINAIRES SHALL BE INDIVIDUALLY PHOTOCELL CONTROLLED.
  - ALL WORK REQUIRED TO FURNISH AND INSTALL TEMPORARY LIGHTING INCLUDING AERIAL CABLE SHALL BE INCLUDED IN THE PAY ITEM "TEMPORARY TRAFFIC SIGNAL INSTALLATION".

RESTORATION OF WORK AREA.  
RESTORATION OF THE TRAFFIC SIGNAL WORK AREA SHALL BE INCIDENTAL TO THE RELATED PAY ITEM SUCH AS FOUNDATION, CONDUIT, HANDHOLE, TRENCH AND BACKFILL, ETC., AND NO EXTRA COMPENSATION SHALL BE ALLOWED. ALL ROADWAY SURFACES SUCH AS SHOULDER, MEDIAN, SIDEWALKS, PAVEMENT, ETC. SHALL BE REPLACED IN KIND. ALL DAMAGE TO MOWED LAWNS SHALL BE REPLACED WITH AN APPROVED SALT TOLERANT SOD, AND ALL DAMAGE TO UNMOWED FIELDS SHALL BE SEEDDED IN ACCORDANCE WITH STANDARD SPECIFICATIONS 252 AND 250 RESPECTIVELY.

NOTE:  
THE TRAFFIC SIGNAL CONTROLLER EQUIPMENT FOR THIS PROJECT SHALL BE "ECONOLITE" TO MATCH THE EXISTING ADJACENT SYSTEM.



USER NAME = mfb  
DESIGNED - BRD  
DRAWN - OJT  
CHECKED - JJE  
DATE - 10/22/2012

REVISOR -  
REVISION -  
REVISION -  
REVISION -

STATE OF ILLINOIS DEPARTMENT OF TRANSPORTATION

TEMPORARY CABLE PLAN, TEMPORARY SEQUENCE OF OPERATION, & TEMPORARY EMERGENCY VEHICLE PREEMPTION SEQUENCE  
WILSON STREET AT ISLAND AVENUE / SHUMWAY AVENUE  
NOT TO SCALE SHEET NO. 1 OF 1 SHEETS STA. TO STA.

F.A.U. RTE.	SECTION	COUNTY	TOTAL SHEETS	SHEET NO.
1441	12-00073-01-TL	KANE	88	43
CONTRACT NO. 63763				
FED. ROAD DIST. NO. 1 ILLINOIS FED. AID PROJECT				