

WIRING DETAIL

NO SCALE

GENERAL NOTES

All taped splices shall use 2 layers of electrical tape over 3 layers of rubber tape as required by the Standard Specifications. Coat the finished taped splice with bonding compound.

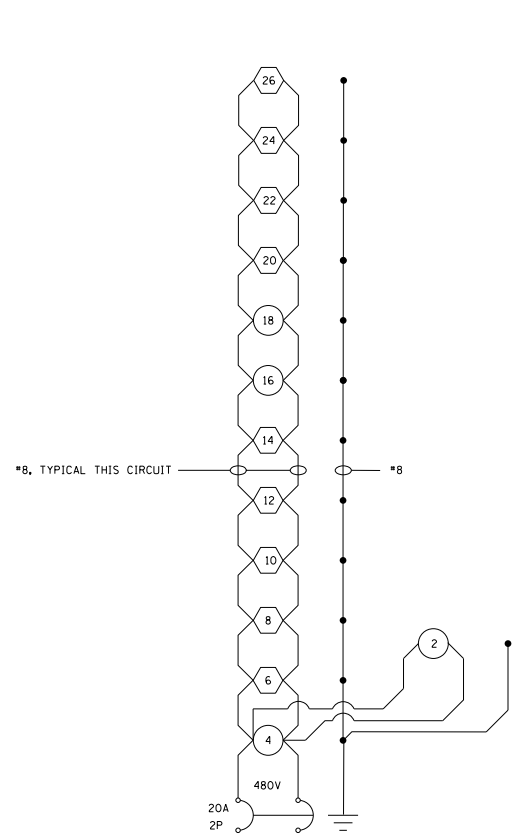
All cable splices shall be taped unless another method has been specifically approved by the Engineer.

For example purposes the pole is shown on an anchor base. If the pole is required to be set on a breakaway base, consult the Standard Specifications.

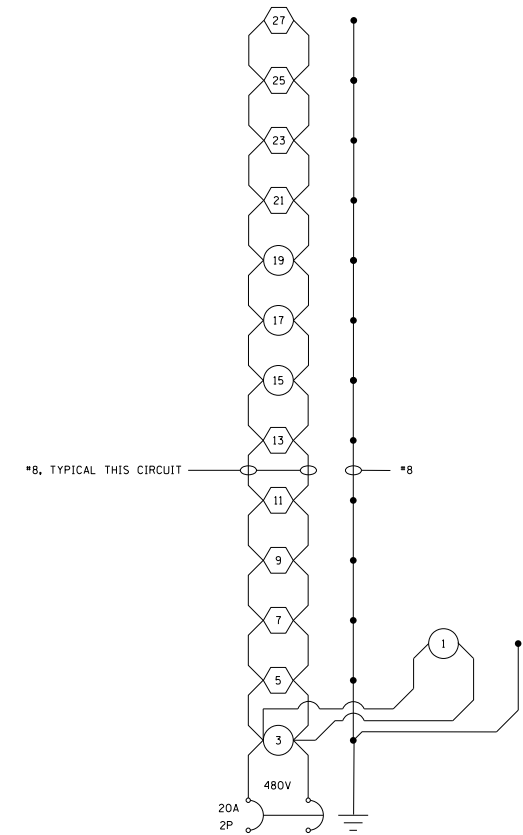
ALL DIMENSIONS ARE IN MILLIMETERS (INCHES) UNLESS OTHERWISE SHOWN.

- NOTES:
- ALL NECESSARY REVISIONS TO THE WIRING SHOWN ON THIS SHEET SHALL BE MADE AT NO ADDITIONAL COST TO THE DEPARTMENT AND TO THE SATISFACTION OF THE ENGINEER.

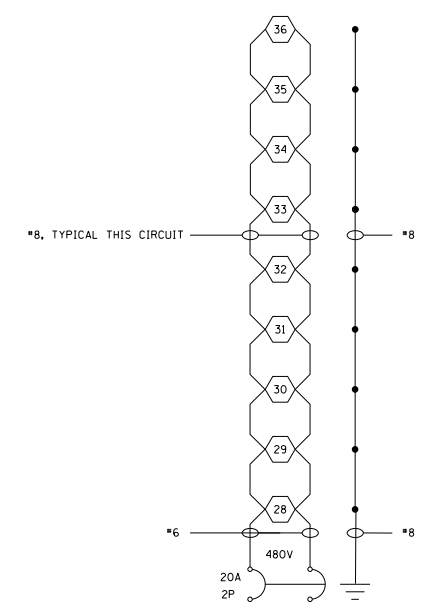
- PROPOSED 400W ROADWAY LUMINAIRE
- ⬡ PROPOSED 250W ROADWAY LUMINAIRE



PROPOSED LIGHTING CKT 1
PROPOSED LIGHTING CONTROLLER



PROPOSED LIGHTING CKT 2
PROPOSED LIGHTING CONTROLLER



PROPOSED LIGHTING CKT 3
PROPOSED LIGHTING CONTROLLER

FILE NAME =	USER NAME = pletschr	DESIGNED -	REVISED -
ct:\pw\work\p\dot\pletschr\d0300202\036C14-sht-plnprf.dgn		DRAWN -	REVISED -
Default	PLOT DATE = 10/26/2012	CHECKED -	REVISED -
		DATE -	REVISED -

**STATE OF ILLINOIS
DEPARTMENT OF TRANSPORTATION**

WIRING DETAILS			
SCALE:	SHEET	OF SHEETS	STA. TO STA.

F.A.P. RTE.	SECTION	COUNTY	TOTAL SHEETS	SHEET NO.
332	(6, K-15d)L,I	KANKAKEE	30	17
				CONTRACT NO. 66C14
ILLINOIS FED. AID PROJECT				