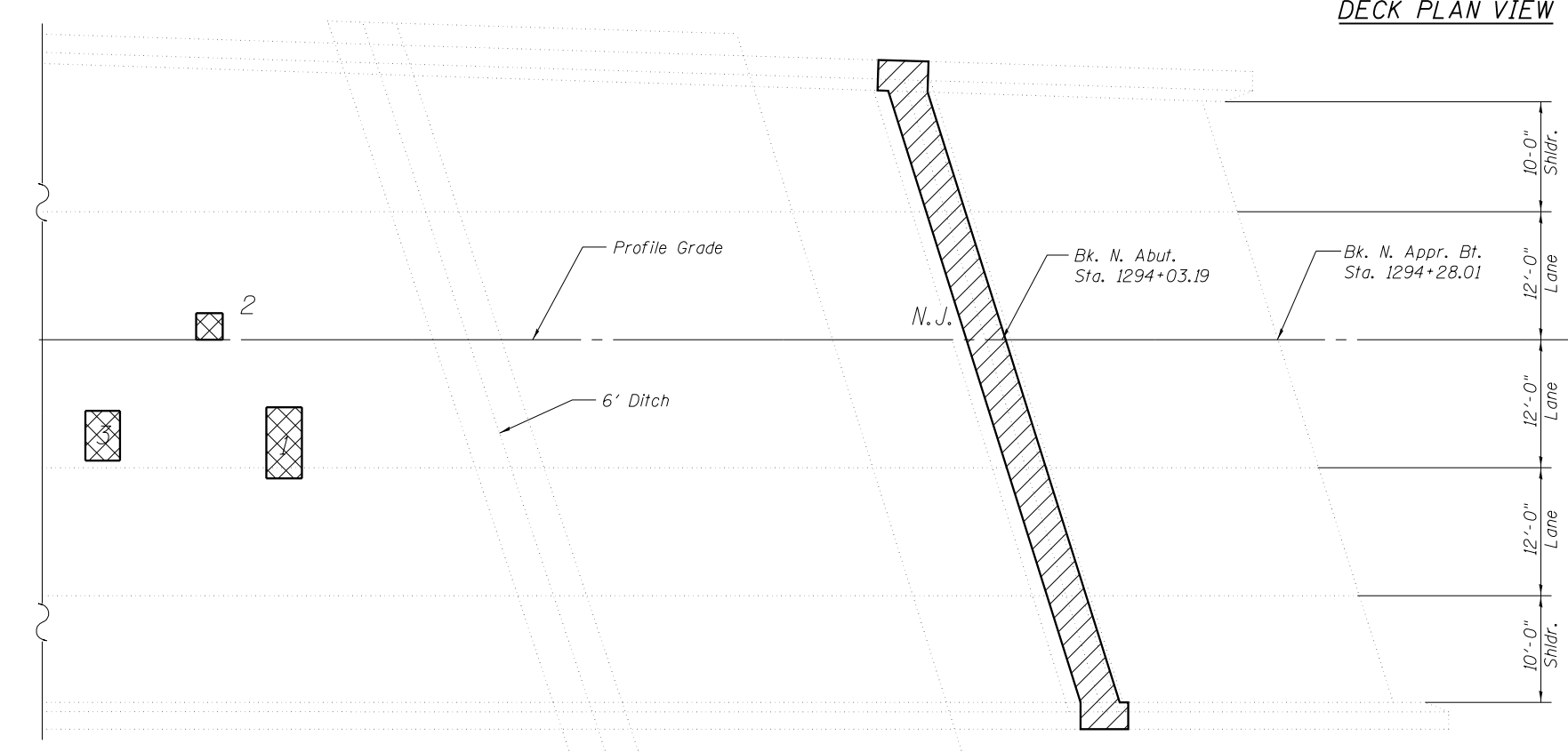
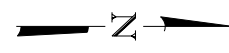
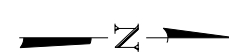


DECK PLAN VIEW



DECK PLAN VIEW



Patch No.	Patch Depth	Station	Length (ft)	Width (ft)	Quantity (sq. yd.)
1	Partial	1293+35.91	3.33	6.67	2.47
2	Partial	1293+28.91	2.5	2.5	0.69
3	Partial	1293+18.91	3.25	4.87	1.76
4	Partial	1292+66.91	2	2	0.44
5	Partial	1291+10.16	2	2	0.44

LEGEND

- Deck Slab Repair Partial Depth
- Concrete Removal (See Concrete Removal Sheet)

NOTE:

1. Apply Concrete sealer per Article 587 of the Standard Specifications to top and inside vertical faces of the parapets, end posts, and wing walls. Sealer shall not be applied to concrete surfaces that are to receive water proofing membrane.
- * There were no Deck Slab Repair (Full Depth) Patches identified in the deck survey. Quantity has been included in the event a full depth patch is identified during construction.

BILL OF MATERIAL

Item	Unit	Total
Deck Slab Repair-(Partial Depth)	Sq. Yd.	6
Deck Slab Repair-(Full Depth Type I)*	Sq. Yd.	2
Concrete Sealer	Sq. Ft.	2194

8/24/2012 10:06:26 PM G:\CHIN\0013\Bridges\CADD\060-0206&0207\0600207-76A89-09-Deck_Patching_Plan.dgn

FILE NAME = 0600207-76A89-09-Deck_Patching_Plan.dgn



USER NAME = DMG\slz	DESIGNED - WAE	REVISED -
PLOT SCALE = 0:2.0000 '1' / in.	CHECKED - FAS	REVISED -
PLOT DATE = 8/24/2012	DRAWN - DMG	REVISED -
	CHECKED - SLZ	REVISED -

**STATE OF ILLINOIS
DEPARTMENT OF TRANSPORTATION**

**DECK PATCHING PLAN
STRUCTURE NO. 060-0207**

SHEET NO. 9 OF 17 SHEETS

F.A.I. RTE.	SECTION	COUNTY	TOTAL SHEETS	SHEET NO.
255	60-(7,8) RS-2	MADISON	261	219
ILLINOIS FED. AID PROJECT			CONTRACT NO. 76A89	