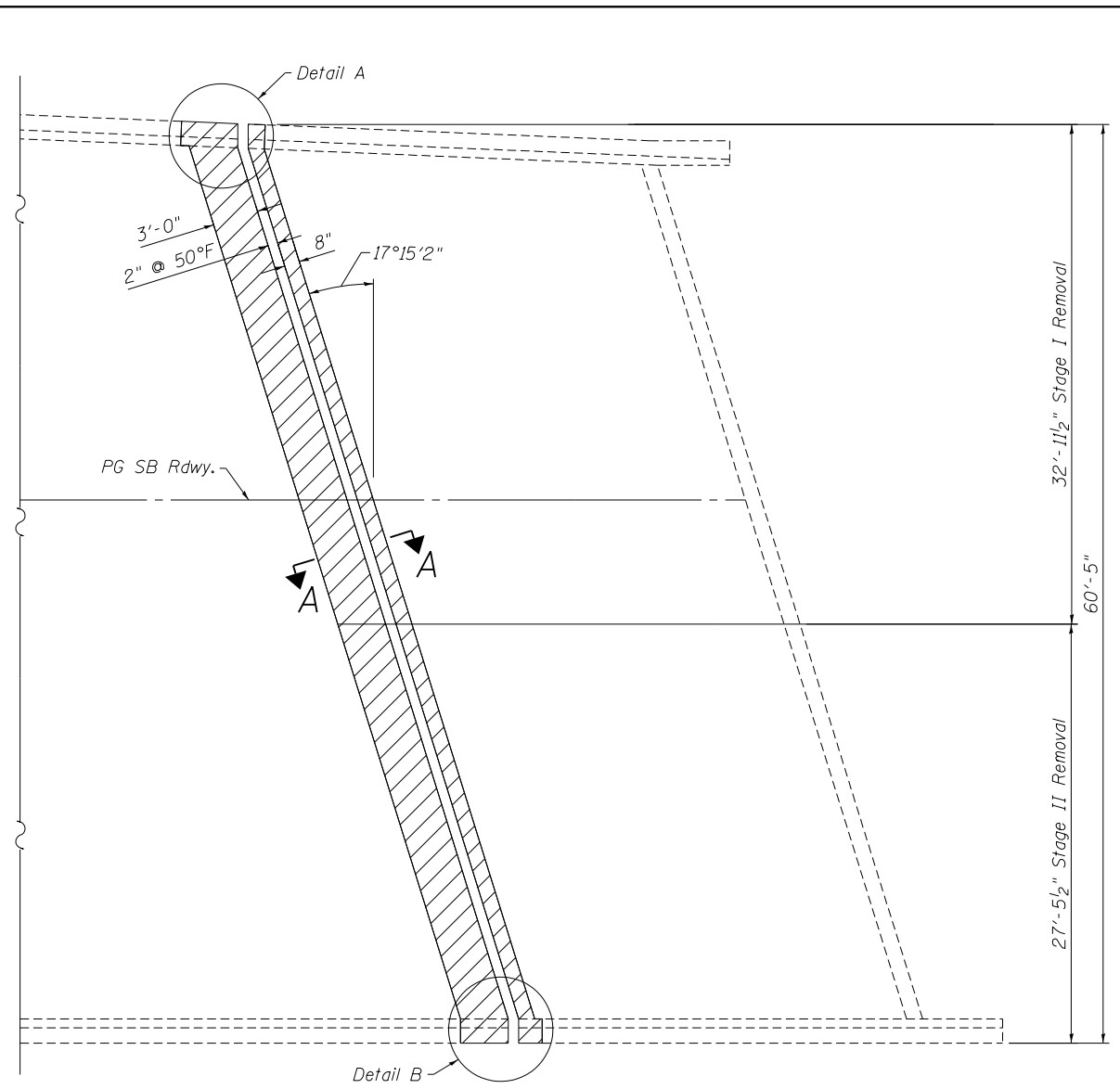
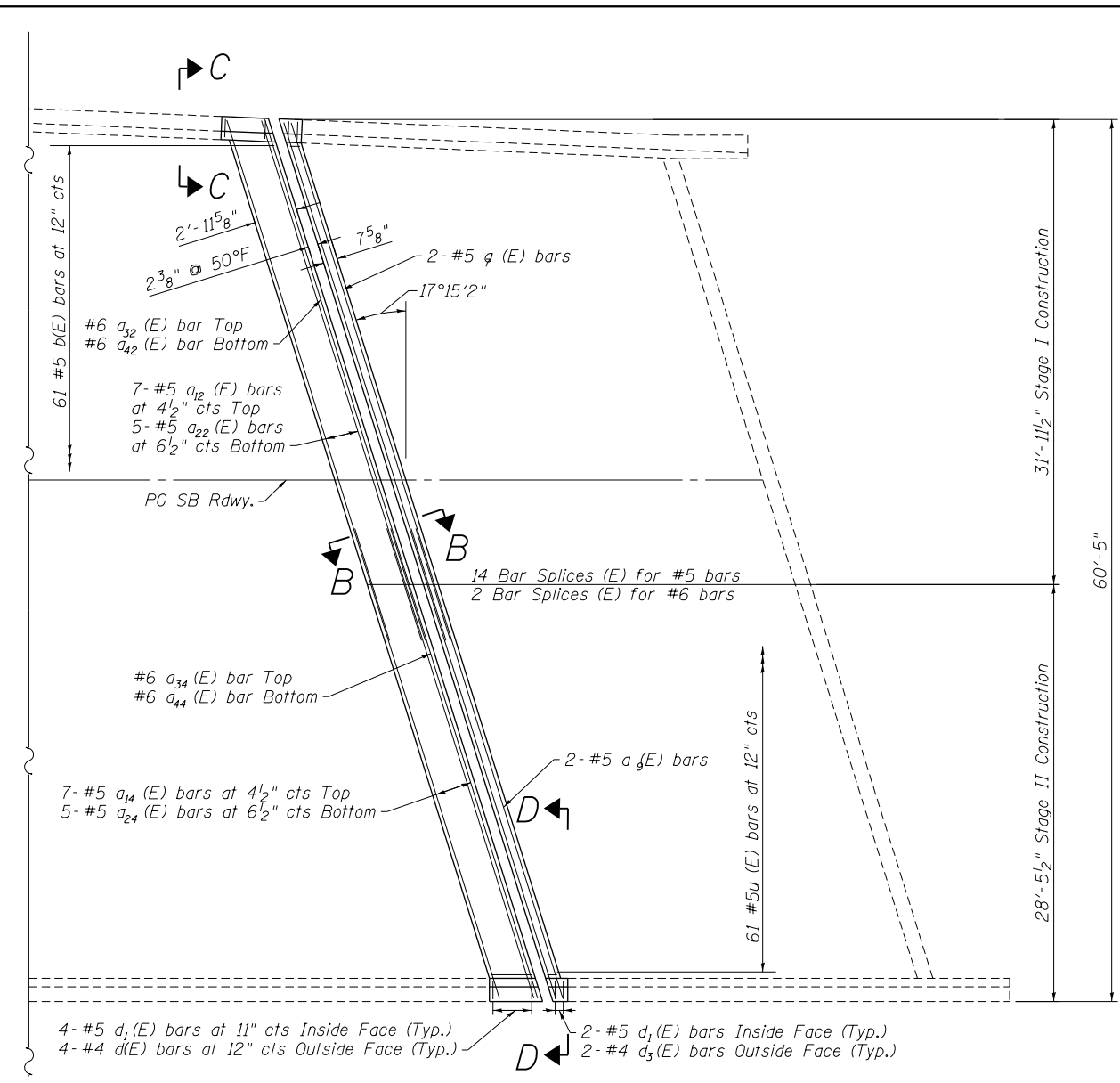


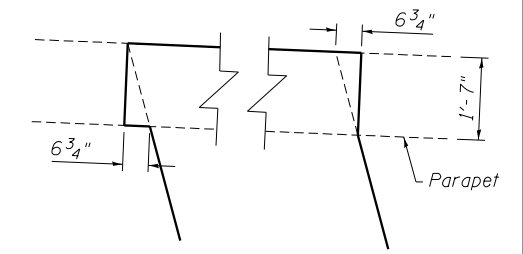
10/06/27 PM - G:\CHIN\013\Bridges\CADD\060-0206&0207\0600207-76A89-10-N.Abut-Exp-Jt-R&R.dgn
 8/24/2012



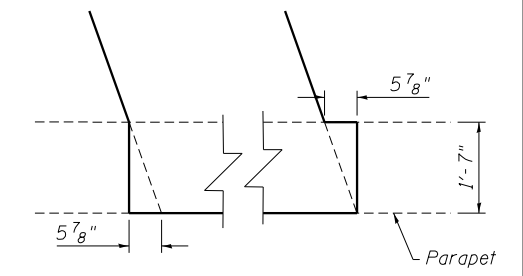
CONCRETE REMOVAL
(SB North Abutment Expansion Joint shown)



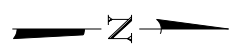
CONCRETE REPLACEMENT
(SB North Abutment Expansion Joint shown)



DETAIL A



DETAIL B



NOTES:

- Existing reinforcement extending into the removal area shall be cleaned, straightened and incorporated into the new construction. Any reinforcement bars that are damaged during concrete removal shall be replaced with an approved bar splicer or anchorage system. Cost shall be included with Concrete Removal.
- Trim existing reinforcement to accommodate proposed expansion joint.
- See sheet 12 for section A-A, B-B, C-C and D-D.
- Bars indicated thus: "4x2-#5 etc...", indicates 4 lines of bars with 2 lengths per line.

MIN. LAP
 #5 Bar 2'-7" Min. Lap.
 #6 Bar 3'-1" Min. Lap.

BILL OF MATERIAL

Item	Unit	Total
Concrete Removal	Cu. Yd.	6.6
Concrete Superstructure	Cu. Yd.	8.0
Protective Coat	Sq. Yd.	20



LEGEND

FILE NAME = 0600207-76A89-10-N.Abut-Exp-Jt-R&R.dgn



USER NAME = DMGolas	DESIGNED - WAE	REVISED -
	CHECKED - FAS	REVISED -
PLOT SCALE = 1/16"=1'-0"	DRAWN - DMG	REVISED -
PLOT DATE = 8/24/2012	CHECKED - SLZ	REVISED -

**STATE OF ILLINOIS
DEPARTMENT OF TRANSPORTATION**

**NORTH ABUTMENT EXPANSION JOINT CONCRETE
REMOVAL AND REPLACEMENT S.B.
STRUCTURE NO. 060-0207**

F.A.I. RTE.	SECTION	COUNTY	TOTAL SHEETS	SHEET NO.
255	60-(7,8) RS-2	MADISON	261	220
			CONTRACT NO. 76A89	

SHEET NO. 10 OF 17 SHEETS

ILLINOIS FED. AID PROJECT