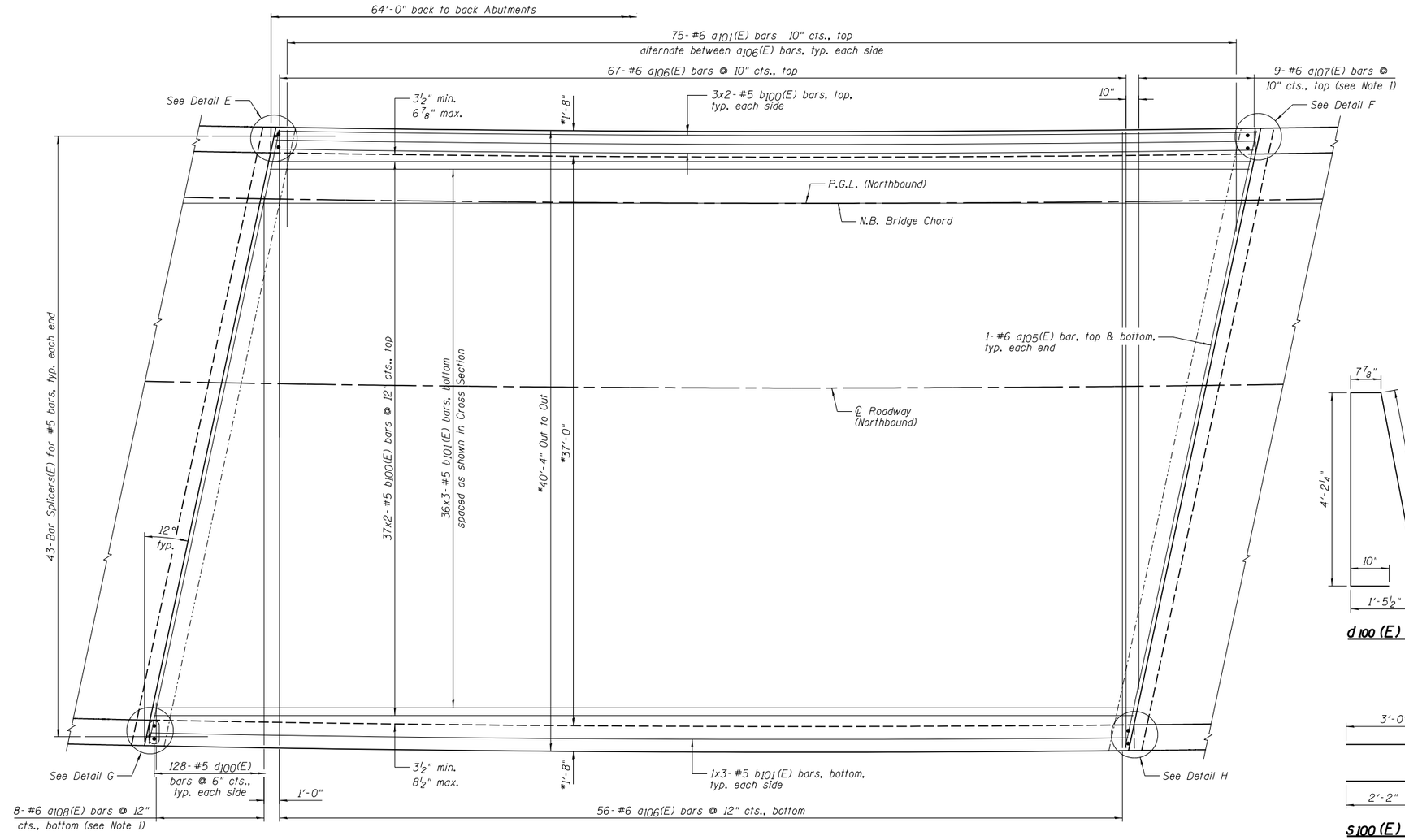

PLAN

*Indicates dimension are measured radially.

BAR LAP
#5 - 2'-7"

SUPERSTRUCTURE BILL OF MATERIAL

Bar	No.	Size	Length	Shape
a101(E)	150	#6	6'-6"	
a105(E)	4	#6	40'-11"	
a106(E)	123	#6	40'-0"	
a107(E)	9	#6	42'-5"	
a108(E)	8	#6	39'-4"	
b100(E)	86	#5	33'-2"	
b101(E)	114	#5	23'-0"	
d100(E)	256	#5	10'-9"	
d101(E)	196	#5	11'-5"	
d102(E)	36	#5	8'-5"	
d103(E)	16	#5	5'-5"	
e100(E)	40	#6	31'-8"	
e101(E)	20	#4	55'-3"	
e102(E)	20	#8	43'-3"	
e103(E)	8	#4	14'-8"	
m101(E)	20	#6	10'-0"	
m104(E)	10	#6	40'-11"	
m105(E)	12	#6	6'-2"	
m106(E)	8	#6	5'-6"	
s100(E)	90	#5	6'-10"	
s101(E)	76	#4	9'-2"	
s104(E)	160	#3	5'-3"	
v100(E)	84	#5	3'-10"	

Item	Unit	Quantity
Concrete Superstructure	Cu. Yd.	166.9
Reinforcement Bars, Epoxy Coated	Pound	29,350

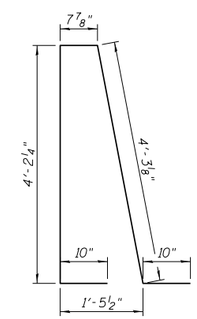

d100(E) BAR

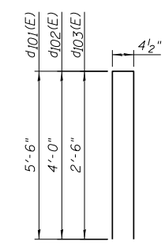

d(E) BARS

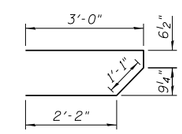

s100(E) BAR

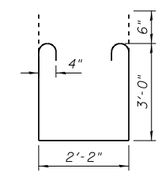

s101(E) BAR

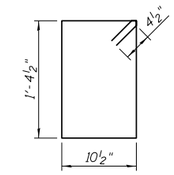

s104(E) BAR

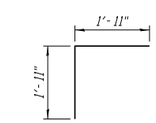

v100(E) BAR

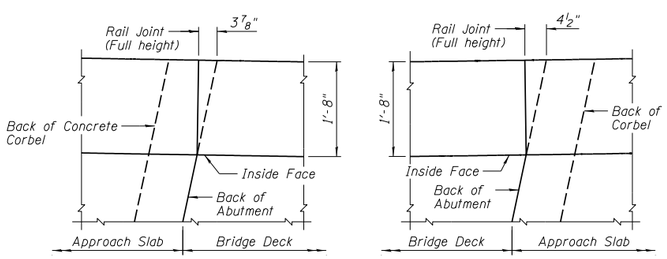

DETAIL E

DETAIL F

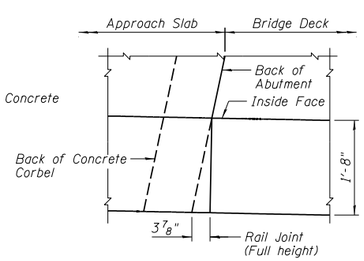

DETAIL G

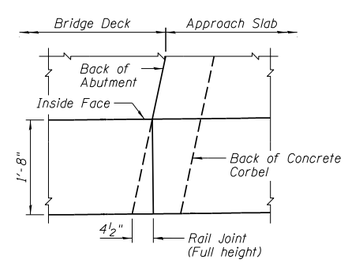

DETAIL H

BAR CUTTING DIAGRAM

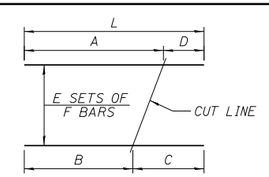

BAR	A	B	C	D	E	F	L
a107(E)	36'-10"	5'-7"	36'-10"	5'-7"	1	9	42'-5"
a108(E)	36'-1"	3'-3"	36'-1"	3'-3"	1	8	39'-4"
e101(E)	30'-3"	25'-0"	30'-3"	25'-0"	4	5	55'-3"
e102(E)	23'-4"	19'-11"	23'-4"	19'-11"	4	5	43'-3"

NOTES:

1.) Order a107(E) and a108(E) bars full length. Cut according to Bar Cutting Diagram. Use remainder of bars on opposite end of deck.
2.) Bars indicated thus 1x3-#5 etc. indicates 1 lines of bars with 3 lengths per line.
3.) See Sheet A38 for Bar Splicer Details.
4.) See Sheets A13-A15 for Rail Details.

Farnsworth GROUP, INC.
2709 McGraw Drive
Bloomington, Illinois 61704
309 663-8435, 309 663-1571 fax

DESIGNED - TCR/JCZ	REVISED	
CHECKED - JML	REVISED	
DRAWN - DJM/JWK	REVISED	
DATE - 06/26/12	CHECKED - MSW	REVISED

STATE OF ILLINOIS
DEPARTMENT OF TRANSPORTATION

SUPERSTRUCTURE DECK, NORTHBOUND ROADWAY
STRUCTURE NO. 082-0385 NB & 082-0386 SB

SHEET NO. A10 OF 48 SHEETS

F.A.P. RTE.	SECTION	COUNTY	TOTAL SHEETS	SHEET NO.
788	520-1-2B	ST. CLAIR	94	41

CONTRACT NO. 76F69

ILLINOIS FED. AID PROJECT

24-8621