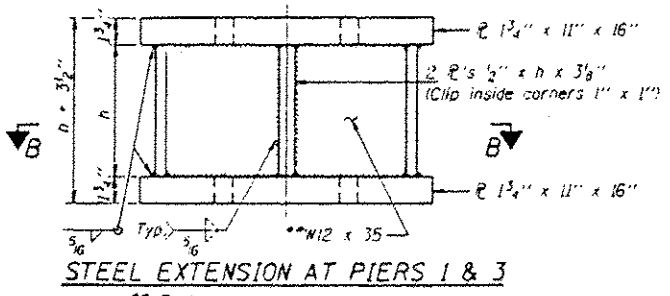
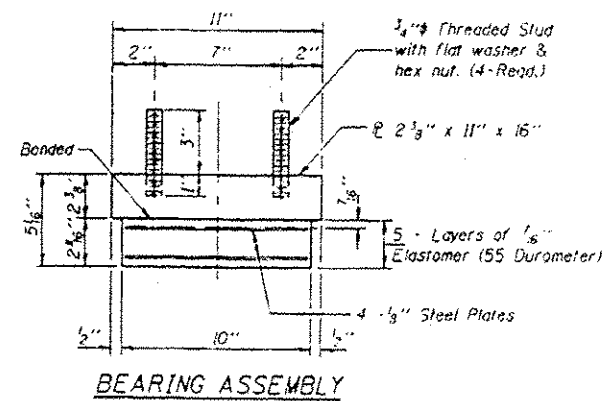
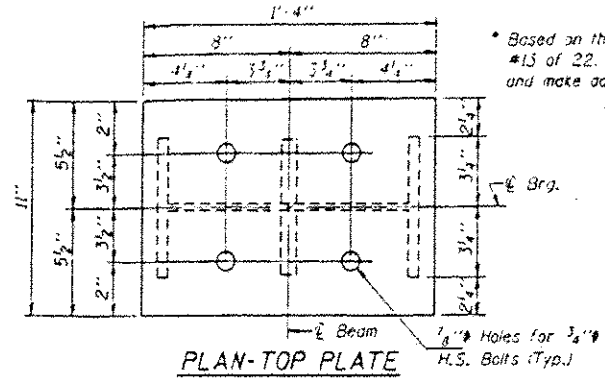
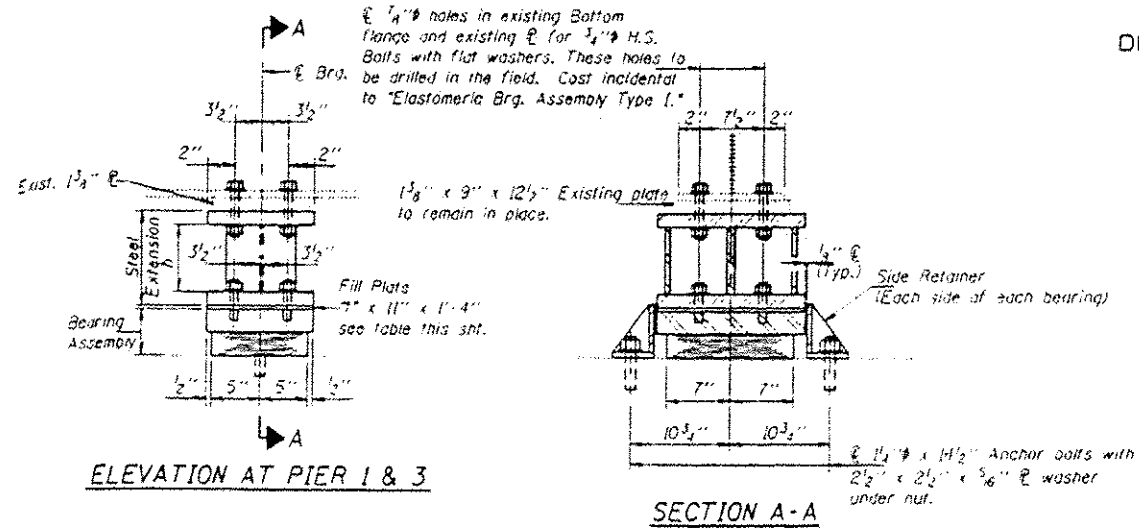
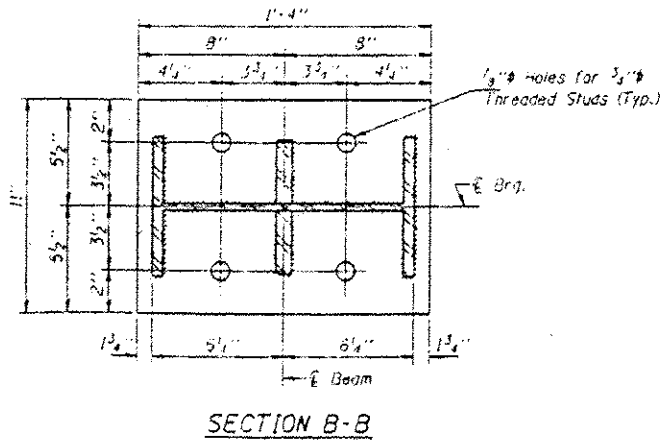
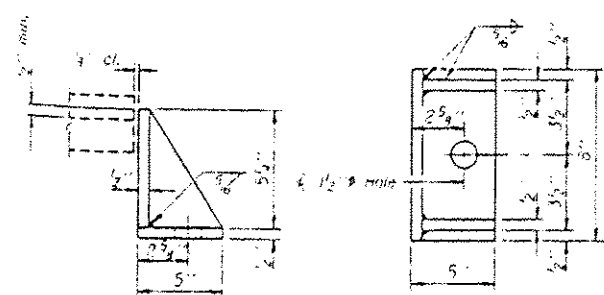


STATE OF ILLINOIS
DEPARTMENT OF TRANSPORTATION

| | | | | |
|---------------------------|---------|----------|-------|-----------|
| PROJECT NO. | SECTION | DATE | SCALE | SHEET NO. |
| F.A.I. 57 | * | FRANKLIN | 122 | 106 |
| SHEET NO. 13 | | | | 23 SHEETS |
| * 28(4B-2, 3HB-1, 5HB-1)D | | | | |



| Dimension/Location #1 | 2 | 3 | 4 | 5 | 6 | 7 | 8 | 9 | 10 | 11 | 12 | Dim. 13 | |
|-----------------------|------|------|------|---|------|------|------|------|------|------|----|---------|------|
| PIER 1 | 8" | 16" | 0 | 0 | 3/8" | 1/2" | 1/2" | 1/2" | 1/2" | 1/2" | 0 | 1/2" | 1/2" |
| PIER 3 | 3/8" | 1/2" | 1/2" | 0 | 1/2" | 1/2" | 1/2" | 1/2" | 1/2" | 1/2" | 0 | 1/2" | 0 |



| | |
|--------|--------|
| PIER 1 | 4 5/8" |
| PIER 3 | 5" |

DESIGNED: Michael J. Stebbins
 CHECKED: Shane Summer
 DRAWN: Shane Summer
 DATE: June 13, 2014

Notes:
 For anchor bolt installation details see sheet #12 of 23.
 See sheet #14 of 23 for Jack and Remove Existing Bearing Procedure and location.
 Existing anchor bolts which are not under side retainer shall be covered with 4" thick cover if removed. Cost is incidental to Jack and Remove Existing Bearing.
 All joints shall not be placed under bearing assembly.

BILL OF MATERIAL

| Item | Unit | Quantity |
|-------------------------------------|------|----------|
| Elastomeric Bearing Assembly Type I | Each | 26 |
| Jack and Remove Existing Bearings | Each | 26 |

FOR INFORMATION ONLY

PIER 1 AND PIER 3
 BEARING DETAILS
 F.A.I. RT. 57 SEC. (28-5HB-1)D
 FRANKLIN COUNTY
 STATION 157+85.75