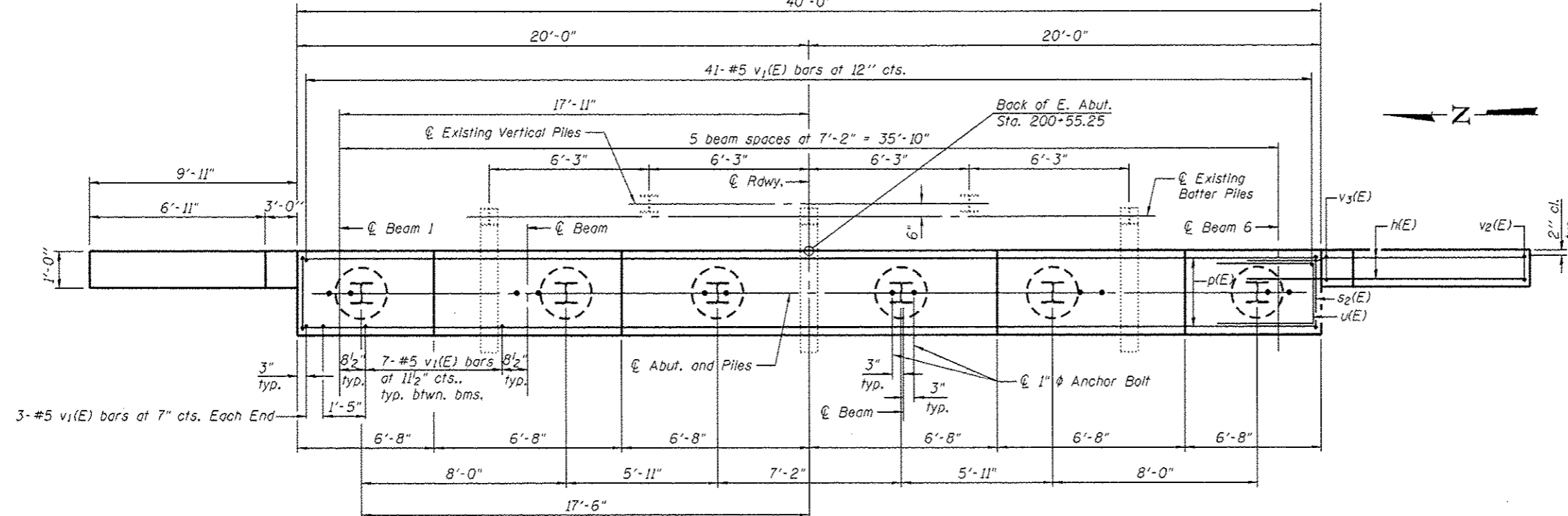
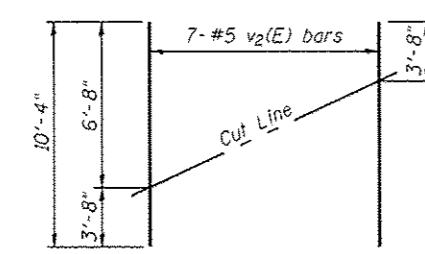


SEC. THRU ABUT.

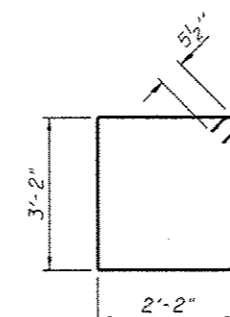
PILE DATA
 Type: Steel HP 14x73
 Nominal Required Bearing: 578 kips
 Factored Resistance Available: 318 kips
 Est. Length: 38.3'
 No. Production Piles: 5
 No. Test Piles: 1



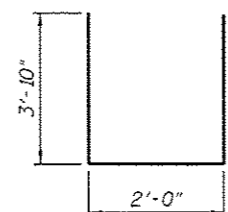
PLAN



FIELD CUTTING DIAGRAM
 Order v2(E) full length. Cut as shown and use remainder of bars in opposite face.



BAR s2(E)



BAR u(E)

Bar	No.	Size	Length	Shape
h(E)	68	#5	13'-9"	—
p(E)	12	#8	39'-8"	—
s2(E)	45	#5	11'-7"	U
u(E)	8	#6	9'-8"	U
v1(E)	82	#5	4'-4"	—
v2(E)	14	#5	10'-4"	—
v3(E)	16	#5	7'-2"	—
Structure Excavation			Cu. Yd.	38
Concrete Structures			Cu. Yd.	18.1
Concrete Encasement			Cu. Yd.	3.3
Reinforcement Bars, Epoxy Coated			Pound	3,550
Furnishing Steel Piles HP14x73			Foot	191.5
Driving Piles			Foot	191.5
Test Pile Steel HP14x73			Each	1

Notes:
 Pour steps monolithically with cap.
 For details of piles and Concrete Encasement, see sheet 14 of 18.

10/29/2012 5:01:54 PM P:\P-10\2266 - Smithville Road Bridge\02\CON\CAD Sheets\Structure\1722148-2356-013-5.mxd