



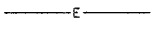

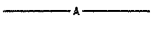


F.A. RTE.	SECTION	COUNTY	TOTAL SHEETS	SHEET NO.
*	2004-025 RS	LAKE	116	73
STA.		TO STA.		
FED. ROAD DIST. NO.	ILLINOIS	FED. AID PROJECT		
* PARK ROADS	DNR FILE NO. 2-03-025A			

GENERAL NOTES

1. ALL RELOCATED LIGHT POLES SHALL BE GROUNDED AND BONDED CONFORMING TO NEC ARTICLE 250.  
  
UNDER NO CIRCUMSTANCES SHALL THE ROADWAY REMAIN UNLIT. THE RELOCATION OF WORK ASSOCIATED WITH THE LIGHT POLES SHALL BE STAGED SO THAT THE RECONNECTIONS OF ALL THE LIGHT POLES SHALL BE ACCOMPLISHED DURING THE DAY TIME.
2. THE CONTRACTOR SHALL FIELD VERIFY LOCATIONS OF ALL UNDERGROUND UTILITIES AND POSSIBLE CONFLICTS BEFORE TRENCHING AND AUGURING.
4. THE CONTRACTOR SHALL NOT SPLICE UNDERGROUND CABLES/CONDUCTORS EXCEPT IN THE LIGHT POLE HANDHOLE.
5. ALL CONDUITS SHOWN IN TRENCH ARE SHOWN DIAGRAMMATICAL ON THE PLANS. THE CONTRACTOR SHALL FOLLOW THE NEC FOR THE PROPER NUMBER OF BENDS IN A CONDUIT RUN.
6. EACH RELOCATED LIGHT POLE SHALL BE RECONNECTED TO THE SAME EXISTING LIGHTING CIRCUIT(S).
7. THE CONTRACTOR SHALL CHECK THE EQUIPMENT GROUND CONDUCTOR CONTINUITY FOR ALL CIRCUITS AFFECTED BY THE RELOCATION WORK FOR THE FULL LENGTH OF THE RUN FROM THE LIGHTING PANEL TO THE LAST POLE OF THE CIRCUIT. THE READINGS SHALL COMPLY TO ARTICLE 801.11 OF IDOT'S STANDARD SPECIFICATIONS. IF THE GROUND CONTINUITY AT EACH POLE IS NOT IN COMPLIANCE WITH THE STANDARDS AS STATED ABOVE ALL GROUNDING AND BONDING SHALL BE CORRECTED. THIS WORK SHALL BE INCLUDED IN THE "RELOCATE EXISTING LIGHTING UNIT" PAY ITEM.

SYMBOLS

-  EXISTING LIGHTING UNIT
-  EXISTING LIGHTING UNIT TO BE REMOVED AND RELOCATED
-  REINSTALLED EXISTING LIGHTING UNIT
-  GROUND ROD 3/4" X 10'
-  EXISTING CABLE IN CONDUIT
-  PROPOSED ELECTRICAL CABLE 3-1/C #8 & #12 GRD. 600V. (EPR-TYPE RHW) IN 1" RIGID GALVANIZED CONDUIT IN TRENCH (RGC-T)
-  PROPOSED AERIAL CABLE, 3-1/C NO. 8, ALUMINUM, WITH MESSENGER WIRE

PLOT DATE = 1/9/2006  
 FILE NAME = c:\pwork\projects\2004\2004-025\sh\_lighting.dgn  
 SCALE = 3/8"=1'-0"  
 USER NAME = drc

REVISIONS	
NAME	DATE
REVISED	12/16/05
REVISED	01/09/06

ILLINOIS DEPARTMENT OF TRANSPORTATION

NORTH POINT MARINA  
 GENERAL NOTES & SYMBOLS

SCALE: VERT.  
 HORIZ.  
 DATE

DRAWN BY  
 CHECKED BY