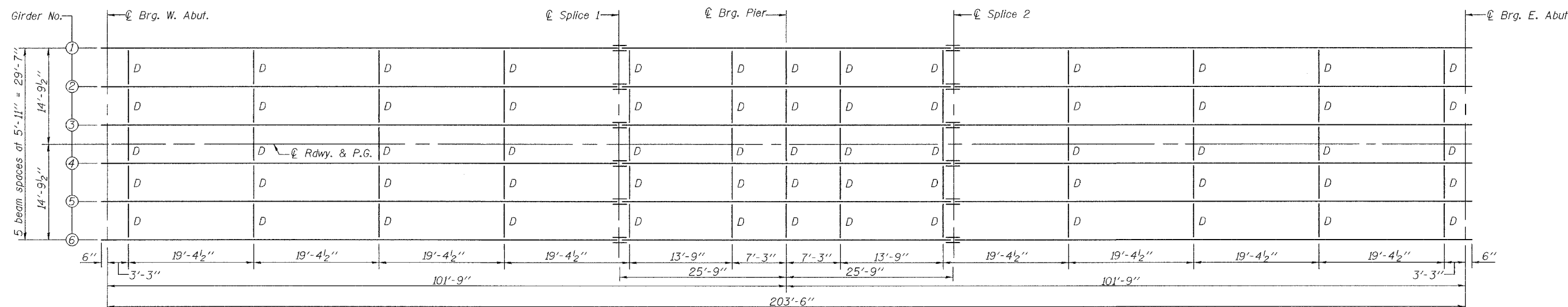


STATE OF ILLINOIS  
DEPARTMENT OF TRANSPORTATION

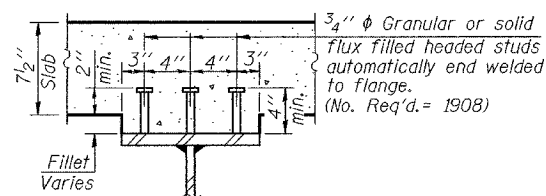
ROUTE NO.	SECTION	COUNTY	SHEET	SHEET NO.
F.A.I. 80	37-IHBR-1	HENRY	133	71
FED. ROAD DIST. NO. 7		ILLINOIS	FED. AID PROJECT-	

Contract #64602

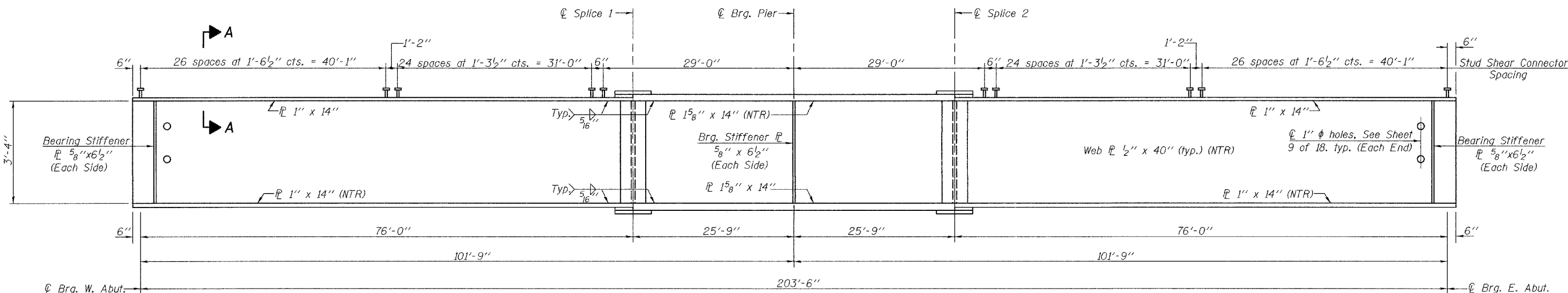
SHEET NO. 8  
18 SHEETS



FRAMING PLAN



SECTION A-A



GIRDER ELEVATION

\*TOP OF WEB ELEVATIONS

Location	℄ Brg. W. Abut.	℄ Splice 1	℄ Brg. Pier	℄ Splice 2	℄ Brg. E. Abut.
Girder 1	630.31	630.83	630.89	630.95	630.78
Girder 2	630.42	630.94	631.00	631.06	630.89
Girder 3	630.51	631.03	631.09	631.15	630.98
Girder 4	630.51	631.03	631.09	631.15	630.98
Girder 5	630.42	630.94	631.00	631.06	630.89
Girder 6	630.31	630.83	630.89	630.95	630.78

\*For fabrication only.

DESIGNED	Michael D. Cima
CHECKED	Phillip R. Litchfield
DRAWN	R. Sommer
CHECKED	MDC/PRL

September 25, 2006  
 EXAMINED *Thomas J. Domagala*  
 PASSED *Ralph E. Anderson*  
 ENGINEER OF BRIDGE DESIGN  
 ENGINEER OF BRIDGES AND STRUCTURES

Notes: "NTR" denotes plates to which Notch Toughness Requirements are applicable. All plates of the girders, including stiffeners, shall be AASHTO M270 Grade 50. For remainder of structural steel details see sheet 9 of 18.

STRUCTURAL STEEL  
 F.A.I. RT. 80 SEC. 37-IHBR-1  
 HENRY COUNTY  
 STATION 461+73.82  
 STRUCTURE NO. 037-0171