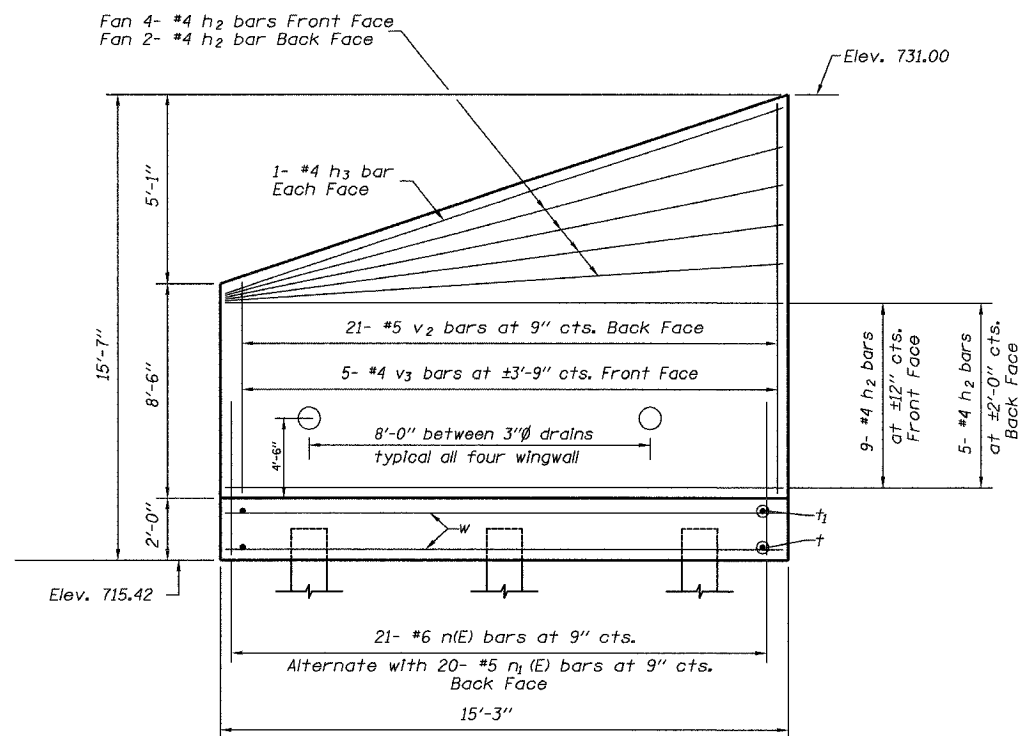


STATE OF ILLINOIS
DEPARTMENT OF TRANSPORTATION

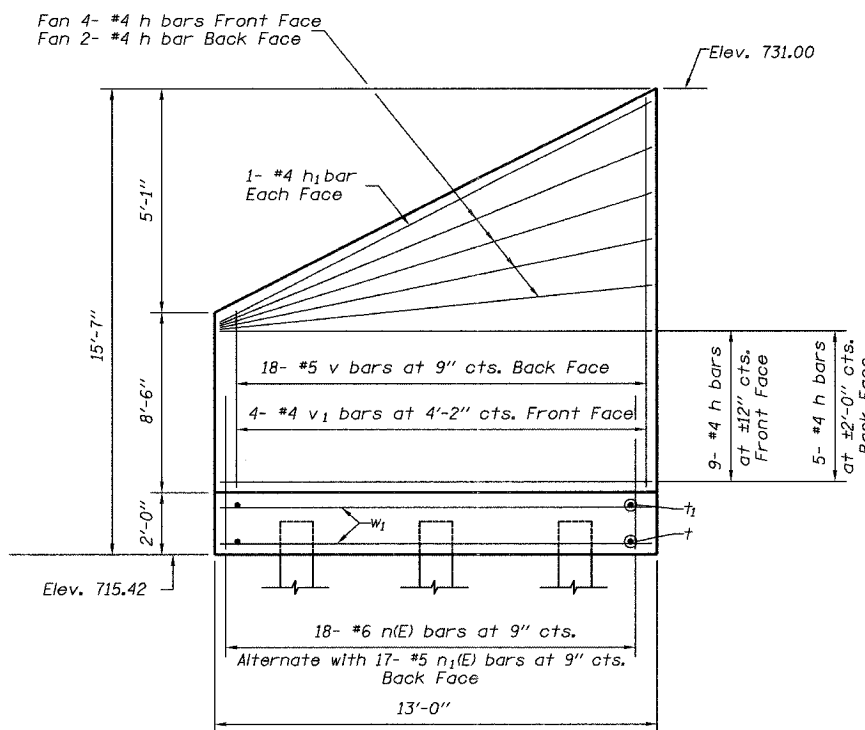
ROUTE NO.	SECTION	COUNTY	POST MILES	SHEET NO.
FAP 505	115 BR-1	WINNEBAGO	35	16
FED. ROAD DIST. NO.	ALIGNED	P.C. AND P.O.B.		

SHEET NO. 7
OF 12 SHEETS

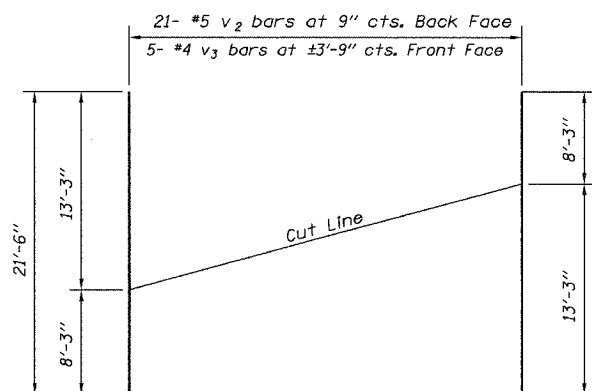
Contract #64940



**NORTHWEST AND SOUTHEAST
WINGWALL ELEVATION**

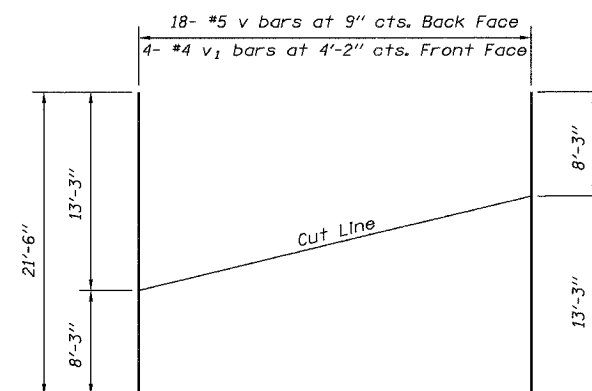


**NORTHEAST AND SOUTHWEST
WINGWALL ELEVATION**



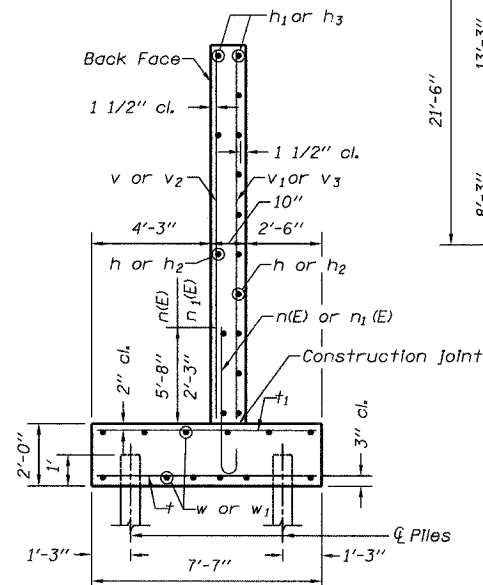
FIELD CUTTING DIAGRAM

Order v₂ and v₃ bars full length.
Cut to fit and use remainder
in other wingwall.



FIELD CUTTING DIAGRAM

Order v and v₁ bars full length.
Cut to fit and use remainder
in other wingwall.



SECTION A-A

Notes:

- See sheet 4 of 12 for location of Section A-A.
- See sheet 6 of 12 for end wall details and location of v₄ bars.
- n(E), n₁(E), t, t₁, w and w₁ bars are included in the Bill of material on sheet 4 of 12.

**WINGWALL
BILL OF MATERIAL**

Bar	No.	Size	Length	Shape	
h	40	#4	12'-9"	—	
h ₁	4	#4	13'-8"	—	
h ₂	40	#4	15'-0"	—	
h ₃	4	#4	15'-9"	—	
v	18	#5	21'-6"	—	
v ₁	4	#4	21'-6"	—	
v ₂	21	#5	21'-6"	—	
v ₃	5	#4	21'-6"	—	
v ₄	8	#5	12'-11"	—	
Concrete Structures				Cu Yd	21.3
Reinforcement Bars				Pound	1930

Reinforcement Bars designated (E) shall be epoxy coated.

Includes Concrete Structures for end walls. Concrete Structures for Wingwall footings not included.

**WINGWALL DETAILS
IL RTE 75 OVER
TIMOTHY CREEK
FAP ROUTE 505
SECTION 115BR-1
WINNEBAGO COUNTY
STA. 63+23.20
SN 101-0183**

DESIGNED	JLS
CHECKED	JDA
DRAWN	NOE
CHECKED	JLS