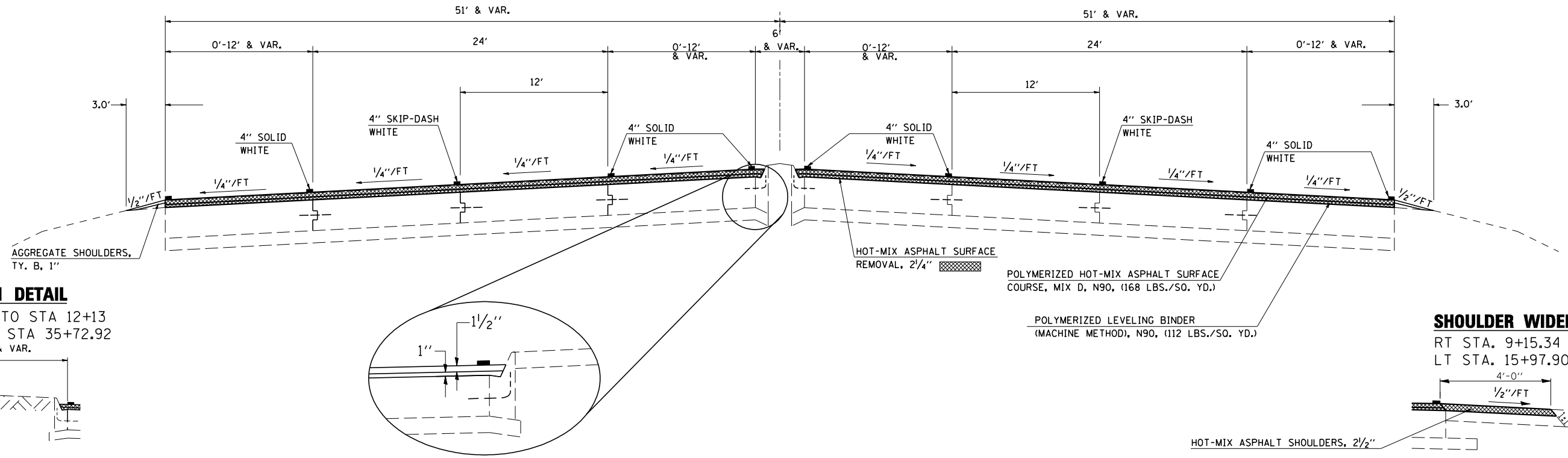


F.A.P. RTE.	SECTION	COUNTY	TOTAL SHEETS	SHEET NO.
808	(3R,3X)RS	CHAMPAIGN	47	12

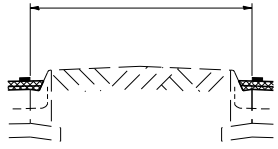
# PROPOSED TYPICAL CROSS-SECTION ⑤

④ STA 7+94.88 TO STA 20+54.5 ⑥



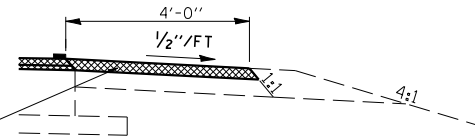
### MEDIAN DETAIL

STA 7+94.88 TO STA 12+13  
STA 18+25 TO STA 35+72.92  
16' & VAR.



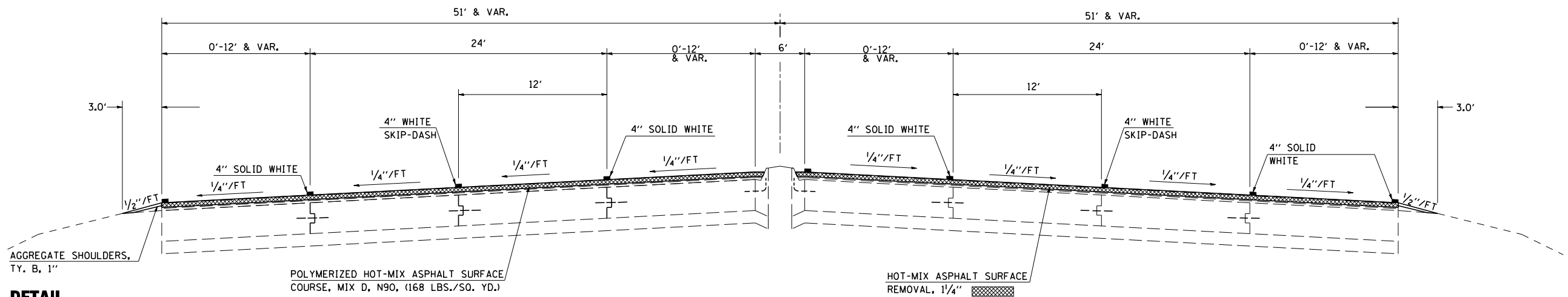
### SHOULDER WIDENING DETAIL

RT STA. 9+15.34 TO 14+25.58  
LT STA. 15+97.90 TO 20+59.24



# PROPOSED TYPICAL CROSS-SECTION ⑥

⑤ STA 20+54.65 TO STA 35+72.92 ⑦



### MEDIAN DETAIL

STA 7+94.88 TO STA 12+13  
STA 18+25 TO STA 35+72.92  
16' & VAR.

