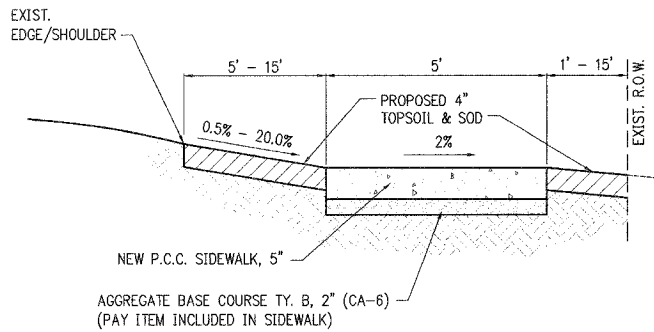
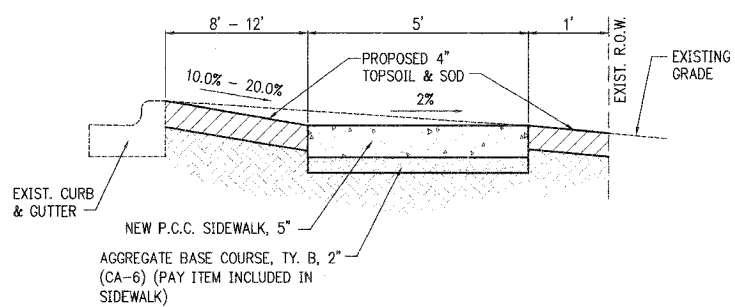


F.A.P. RTE.	SECTION	COUNTY	TOTAL SHEETS	SHEET NO.
-	06-00098-00-SW	DU PAGE	16	3
FEDERAL RD. DIST. NO.	ILLINOIS	FEDERAL AID PROJECT		
CONTRACT: 63851				



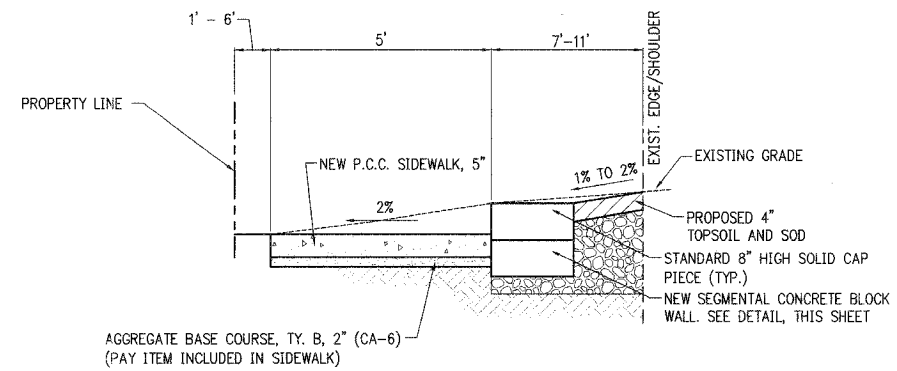
**EXISTING & PROPOSED TYPICAL SECTION**

**63rd STREET**  
 STA. 0+00 TO STA. 6+80  
 (SHEET 4 OF 15)  
 STA. 2+75 TO STA. 5+81  
 STA. 10+85 TO STA. 13+01  
 (SHEET 5 OF 15)



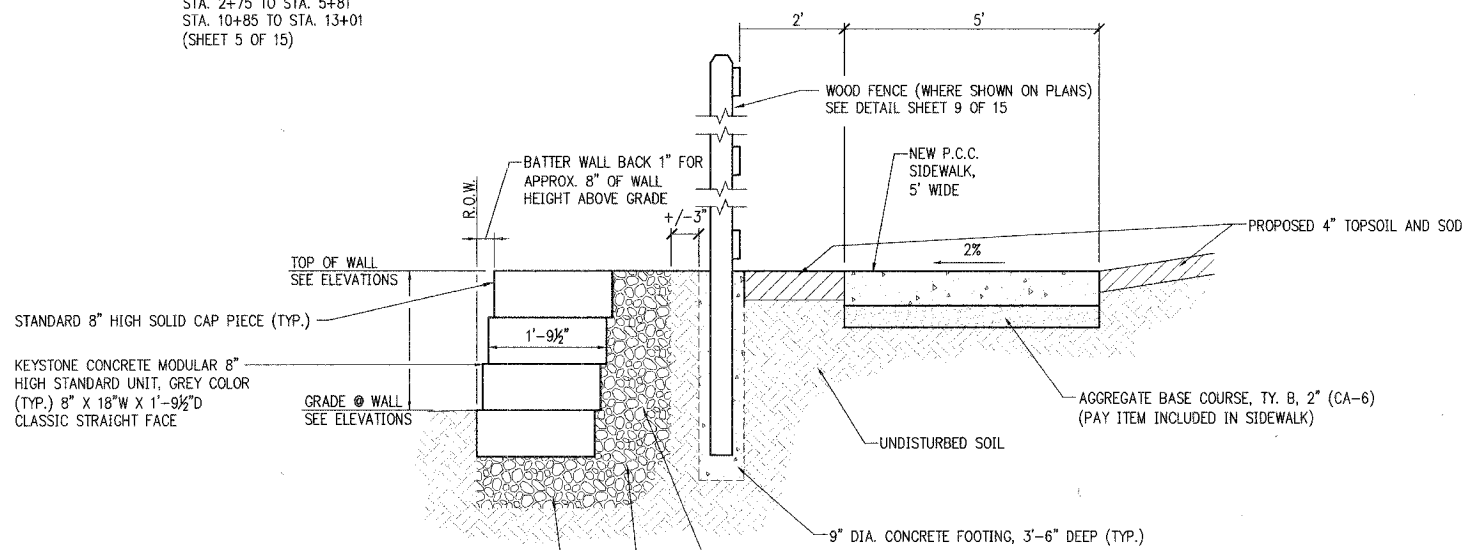
**EXISTING & PROPOSED TYPICAL SECTION**

**63rd STREET**  
 STA. 0+00 TO STA. 2+75  
 (SHEET 5 OF 15)



**EXISTING & PROPOSED TYPICAL SECTION**

**63rd STREET**  
 STA. 5+81 TO STA. 6+51  
 (SHEET 5 OF 15)



**SEGMENTAL CONCRETE BLOCK WALL TYPICAL SECTION**

**63rd STREET**  
 STA. 6+47 TO STA. 10+85  
 (SHEET 5 OF 15)

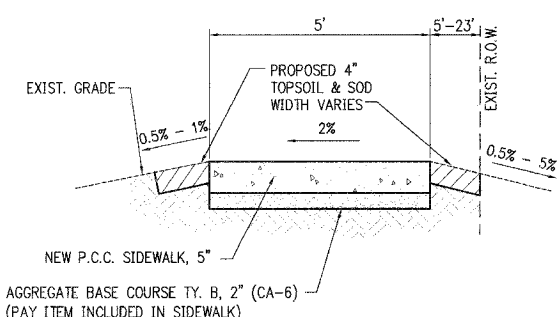
**NOTE**

GRADING PREPARATION AND SHAPING FOR SIDEWALK AND SEGMENTAL CONCRETE BLOCK WALL TO BE INCLUDED IN THE PAY ITEM FOR "REMOVAL AND DISPOSAL OF UNSUITABLE MATERIAL"

PREPARE LEVEL BASE W/6\"/>

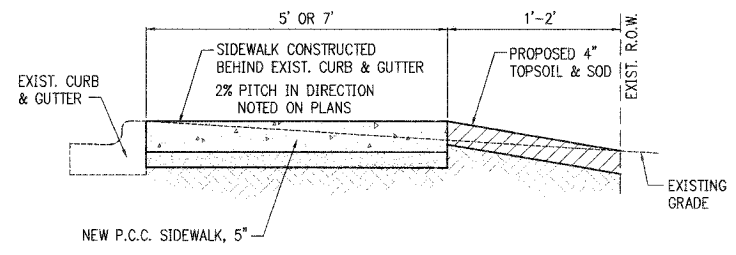
FILL VOIDS INSIDE AND BEHIND UNITS W/ 3/4\"/>

COMPACT FILL TO 95% STANDARD PROCTOR IN 8\"/>



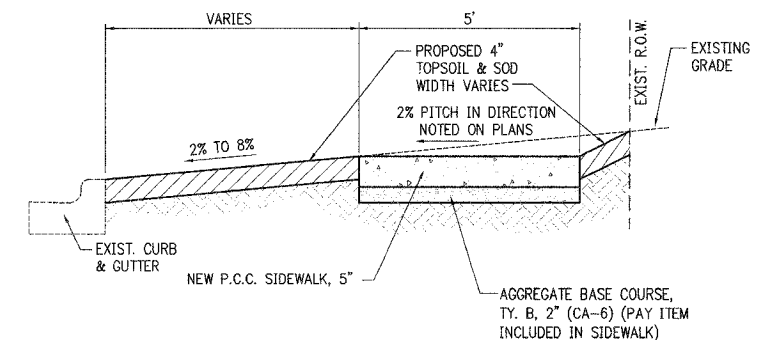
**EXISTING & PROPOSED TYPICAL SECTION**

**RICHMOND AVENUE**  
 STA. STA. 14+50 TO STA. 19+35  
 (SHEET 7 OF 15)



**EXISTING & PROPOSED TYPICAL SECTION**

**OGDEN AVENUE**  
 STA. 0+00 TO STA. 1+00  
 STA. 12+40 TO STA. 14+17  
 (SHEET 8 OF 15)



**EXISTING & PROPOSED TYPICAL SECTION**

**OGDEN AVENUE**  
 STA. 16+14 TO STA. 18+30  
 (SHEET 8 OF 15)

**RICHMOND AVENUE**  
 STA. 0+00 TO STA. 14+50  
 (SHEETS 6 AND 7 OF 15)  
**CHICAGO AVENUE**  
 STA. 0+00 TO STA. 19+29  
 (SHEETS 9 AND 10 OF 15)  
**CUMMOR ROAD**  
 STA. 0+00 TO STA. 13+08  
 (SHEETS 11 AND 12 OF 15)

Scale For Detailing  
 Inches  
 Millimeters

COPYRIGHT © 2005 BURNS AND MCDONNELL ENGINEERING COMPANY, INC.



date 11-11-05 detailed J. HOLZINGER  
 designed M. KUNTZ checked A. BRYANT



VILLAGE OF WESTMONT  
 2006 CMAQ SIDEWALK PROJECT  
 TYPICAL SECTIONS  
 project 39606 contract  
 drawing rev.  
 sheet 3 of 16 sheets  
 file I:\WESTMONT\39606-2006 SW...CAD\BED\TYP. SECT