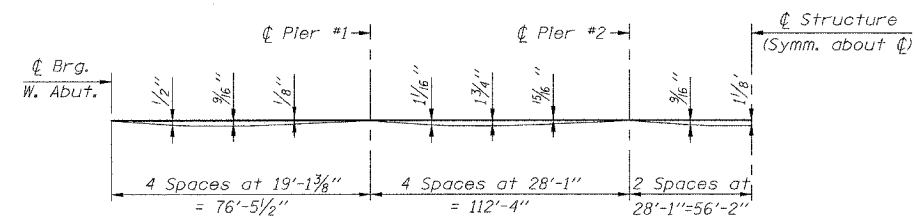


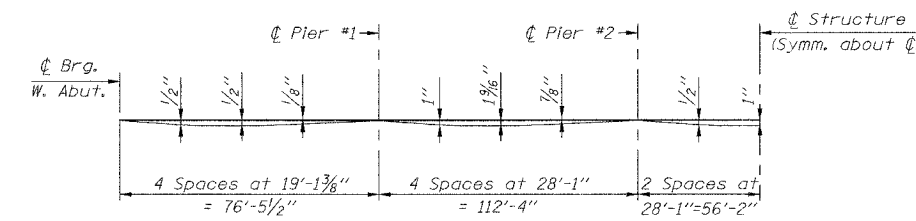
ROUTE NO.	SECTION	COUNTY	TOTAL SHEETS	SHEET NO.
F.A.P. 731	*	GREENE	30	7
FED. ROAD DIST. NO.		ILLINOIS	FED. AID PROJECT	
FEDERAL AID PROJECT				

01-00071-00-BR  
**CONTRACT NO. 97289**  
 Sheet No. 3 of 23 Sheets



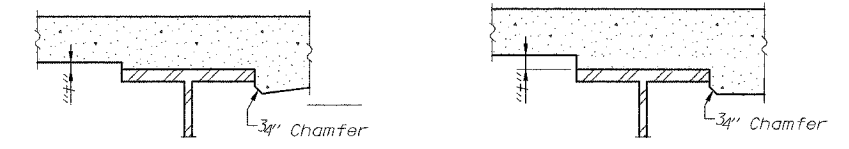
**EXTERIOR BEAM DEAD LOAD DEFLECTION DIAGRAM**  
 (Includes weight of concrete only).

Note: The above deflections are not to be used in the field if the engineer is working from the grade elevations adjusted for dead load deflections as shown on Sheets 4 & 5 of 23.



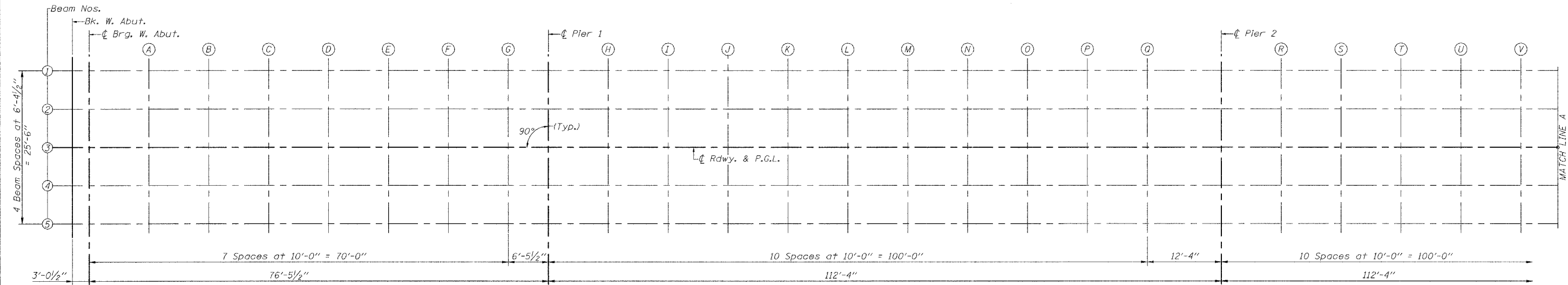
**INTERIOR BEAM DEAD LOAD DEFLECTION DIAGRAM**  
 (Includes weight of concrete only).

Note: The above deflections are not to be used in the field if the engineer is working from the grade elevations adjusted for dead load deflections as shown on Sheets 4 & 5 of 23.

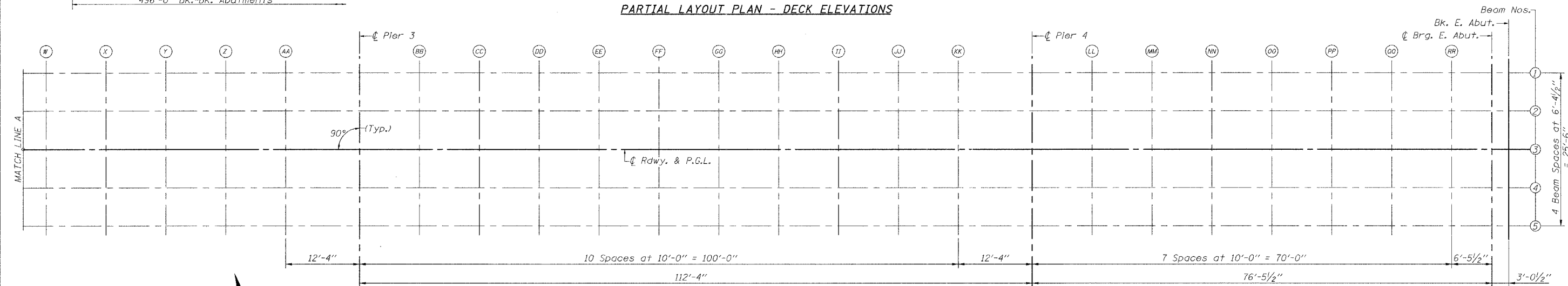


**FILLET HEIGHTS**

To determine "t": After all structural steel has been erected, elevations of the top flanges of the beams shall be taken at intervals shown on Sheets 4 & 5 of 23. These elevations subtracted from the 'Theoretical Grade Elevations Adjusted for Dead Load Deflections' minus slab thickness, equals the fillet heights "t" above top flange of beams.



**PARTIAL LAYOUT PLAN - DECK ELEVATIONS**



**PARTIAL LAYOUT PLAN - DECK ELEVATIONS**



**TOP OF SLAB ELEVATIONS**  
 F.A.S. 731 - C.H. 2  
 OVER APPLE CREEK  
 SECTION 01-00071-00-BR  
 GREENE COUNTY

FILE NAME: STRUCTURE PLANS (REV. 10/12/06)