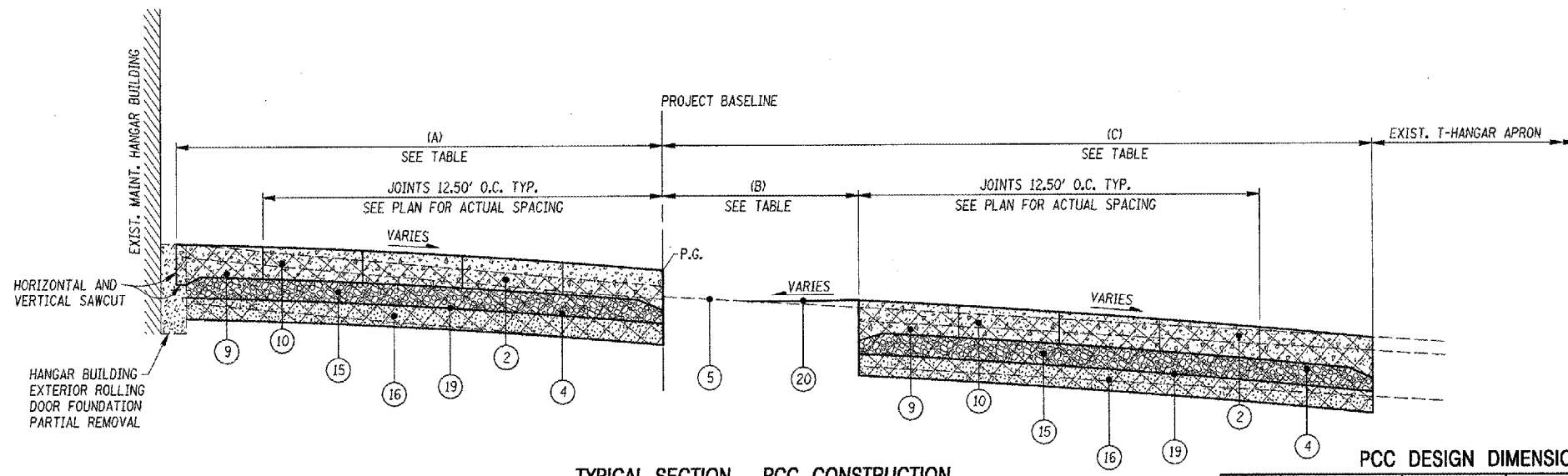


CONTRACT NUMBER	COUNTY	TOTAL SHEETS	SHEET NO.
GRO02	BOND	30	8

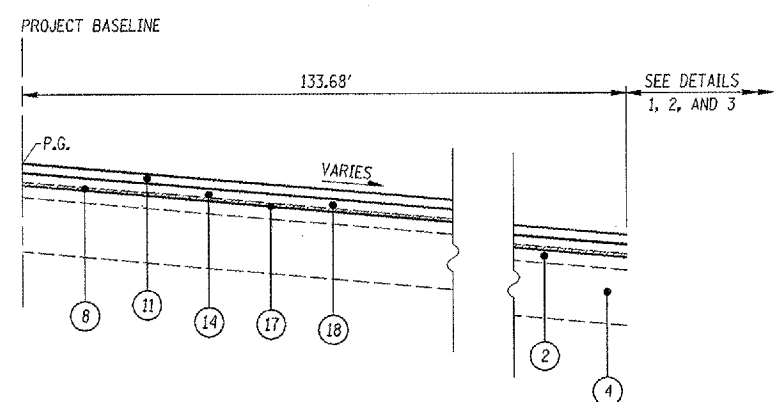


TYPICAL SECTION - PCC CONSTRUCTION

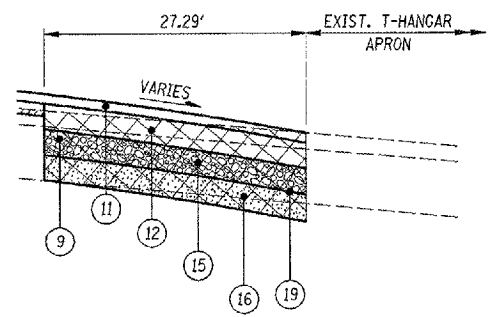
PCC DESIGN DIMENSIONS

LOCATION	(A)	(B)	(C)
STA. 20+75.00 - STA. 21+28.37	60.88'	N/A	N/A
STA. 21+28.37 - STA. 21+93.27	60.16'	N/A	N/A
STA. 21+93.27 - STA. 22+00.00	TRANSITION 54.48' TO 45.77'	N/A	N/A
STA. 22+00.00 - STA. 22+47.25	TRANSITION 45.77' TO 0.00'	0.00'	64.18'
STA. 22+47.25 - STA. 23+01.72	N/A	TRANSITION 0.00' TO 56.90'	64.18'

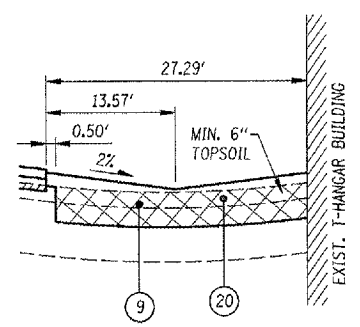
- LEGEND**
- ① EXISTING BITUMINOUS CONC. PAVEMENT (±6")
 - ② EXISTING BITUMINOUS CONC. PAVEMENT (±2 1/2")
 - ③ EXISTING AGGREGATE BASE (±10")
 - ④ EXISTING AGGREGATE BASE (±8 1/2")
 - ⑤ EXISTING EARTH SHOULDER
 - ⑥ EXISTING RUNWAY/TAXIWAY LIGHT
 - ⑦ BITUMINOUS PAVEMENT MILLING, VARIABLE DEPTH, (1 1/2" MIN.)
 - ⑧ BITUMINOUS PAVEMENT MILLING, VARIABLE DEPTH, (1 1/2" MIN.)
 - ⑨ PAVEMENT REMOVAL AND RECONSTRUCTION
 - ⑩ 5 1/2" PCC PAVEMENT
 - ⑪ 1 1/2" BITUMINOUS SURFACE COURSE
 - ⑫ 4" BITUMINOUS BASE COURSE
 - ⑬ BITUMINOUS BASE COURSE, LEVELING, VARIABLE DEPTH, (1" MIN.)
 - ⑭ BITUMINOUS BASE COURSE, LEVELING, VARIABLE DEPTH, (2" MIN.)
 - ⑮ 4" CRUSHED AGGREGATE BASE COURSE
 - ⑯ 6" RECYCLED SUBBASE MATERIAL FROM ⑦, ⑧ AND ⑨
 - ⑰ SAND MIX CRACK REPAIR
 - ⑱ CRACK CONTROL MATERIAL
 - ⑲ SOIL STABILIZATION FABRIC
 - ⑳ SHOULDER ADJUSTMENT (GRADING & SEEDING)



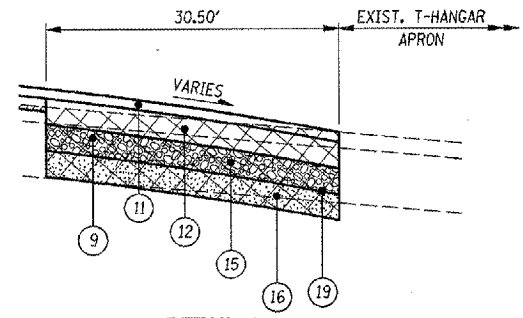
TYPICAL SECTION - MAIN APRON
STA. 20+75.00 TO STA. 22+23.46



DETAIL 1
STA. 20+75.00 TO STA. 20+80.04



DETAIL 2
STA. 20+80.04 TO STA. 21+42.44



DETAIL 3
STA. 21+42.44 TO STA. 22+23.46

- NOTES**
1. SEE SHEETS 13 THRU 15 FOR PAVEMENT GRADES AND ELEVATIONS
 2. SEE SHEETS 26 THRU 30 FOR CROSS SECTIONS IN THESE AREAS
 3. SEE SHEET 16 FOR PCC AND MISCELLANEOUS AC DETAILS
 4. PAVEMENT BETWEEN TYPICAL SECTIONS ARE EITHER IN TRANSITION IN GRADES, CROSS-SLOPES OR PAVEMENT WIDTHS
 5. ALTHOUGH NOT SHOWN, A BITUMINOUS PRIME COAT SHALL BE APPLIED TO ANY EXPOSED AGGREGATE BASE AT A RATE OF 0.30 GALLONS/SQUARE YARD
 6. ALTHOUGH NOT SHOWN, AT THE DISCRETION OF THE ENGINEER, A BITUMINOUS TACK COAT MAY BE APPLIED BETWEEN SUCCESSIVE COURSES OF BITUMINOUS PAVEMENTS AT A RATE OF 0.08 GALLONS/SQUARE YARD

DATE	DESCRIPTION OF THE REVISIONS	BY
09-20-06	REVISED AND REPACKAGED FOR JAN. '07 LETTING	RCM

GREENVILLE AIRPORT AUTHORITY GREENVILLE, ILLINOIS

HENRY, WEISENHEIMER & GEWDE, INC.
ENGINEERS
CARLYLE, ILLINOIS 62231
www.hmgengineers.com
(618) 694-3711 Fax (618) 694-8217

TYPICAL SECTIONS	IL PROJ. NO.	GRE-3215
	A.J.P. PROJ. NO.	3-17-0049-B4
	FILE NAME	GA-TYPSEC-02
	DATE	01-19-2007

H.M.G. NO. 5535