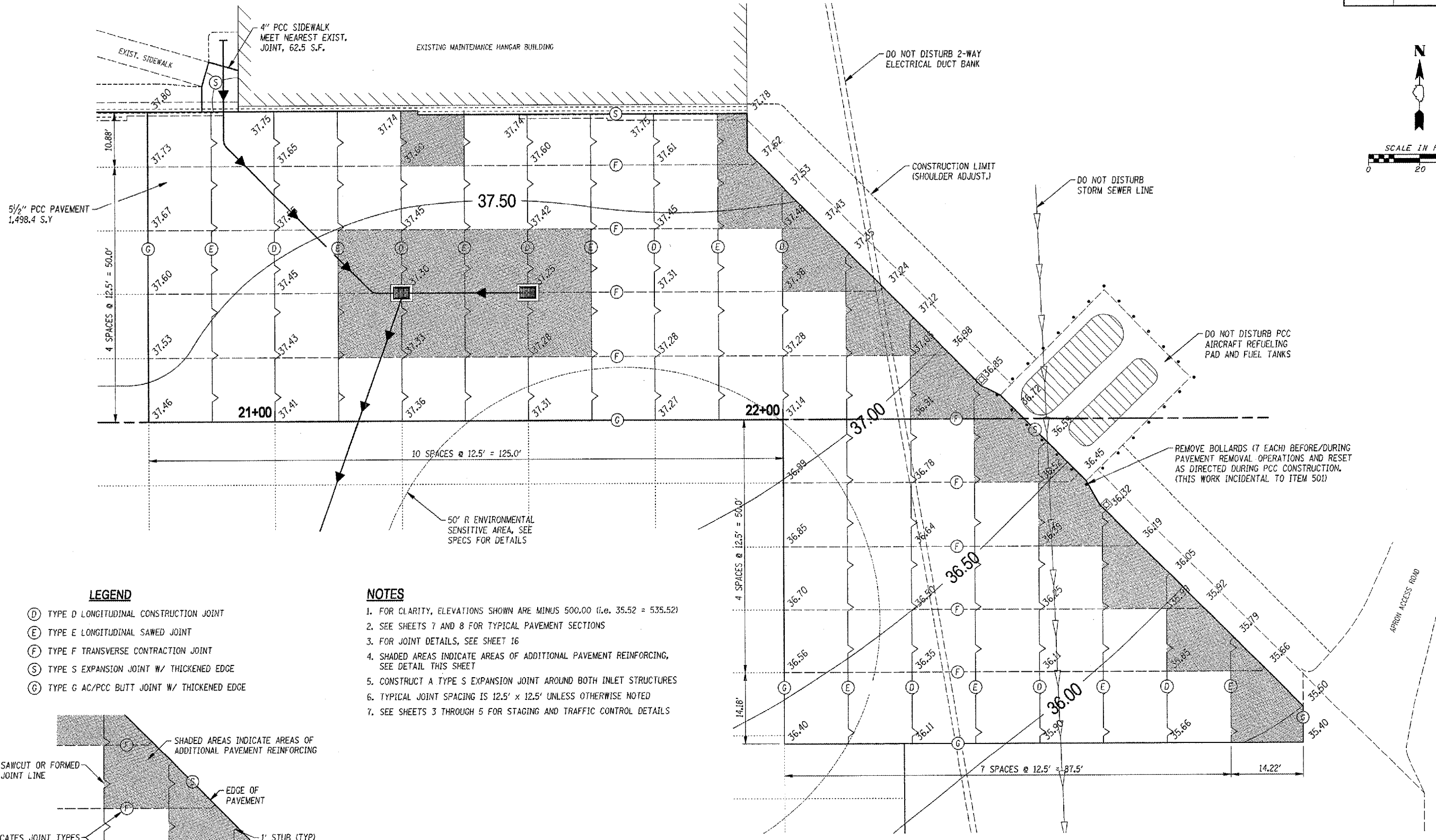
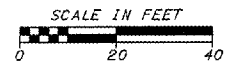


CONTRACT NUMBER	COUNTY	TOTAL SHEETS	SHEET NO.
GRO02	BOND	30	15

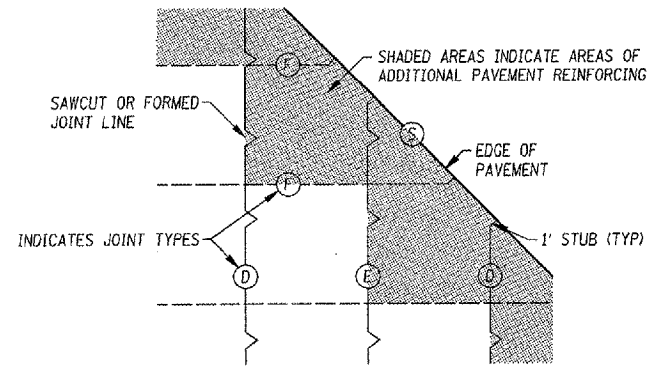


**LEGEND**

- (D) TYPE D LONGITUDINAL CONSTRUCTION JOINT
- (E) TYPE E LONGITUDINAL SAWED JOINT
- (F) TYPE F TRANSVERSE CONTRACTION JOINT
- (S) TYPE S EXPANSION JOINT W/ THICKENED EDGE
- (G) TYPE G AC/PCC BUTT JOINT W/ THICKENED EDGE

**NOTES**

1. FOR CLARITY, ELEVATIONS SHOWN ARE MINUS 500.00 (i.e. 35.52 = 535.52)
2. SEE SHEETS 7 AND 8 FOR TYPICAL PAVEMENT SECTIONS
3. FOR JOINT DETAILS, SEE SHEET 16
4. SHADED AREAS INDICATE AREAS OF ADDITIONAL PAVEMENT REINFORCING, SEE DETAIL THIS SHEET
5. CONSTRUCT A TYPE S EXPANSION JOINT AROUND BOTH INLET STRUCTURES
6. TYPICAL JOINT SPACING IS 12.5' x 12.5' UNLESS OTHERWISE NOTED
7. SEE SHEETS 3 THROUGH 5 FOR STAGING AND TRAFFIC CONTROL DETAILS



**LAYOUT DETAIL**

DATE	DESCRIPTION OF THE REVISIONS	BY
09-20-06	REVISED AND REPACKAGED FOR JAN. '07 LETTING	RGH

GREENVILLE AIRPORT AUTHORITY GREENVILLE, ILLINOIS

**PROPOSED PCC PAVING PLAN**

IL PROJ. NO.	GRE-3215
A.I.P. PROJ. NO.	3-17-0049-B4
FILE NAME	GA-PAVING03
DATE	01-19-2007

H.M.G. NO. 6636