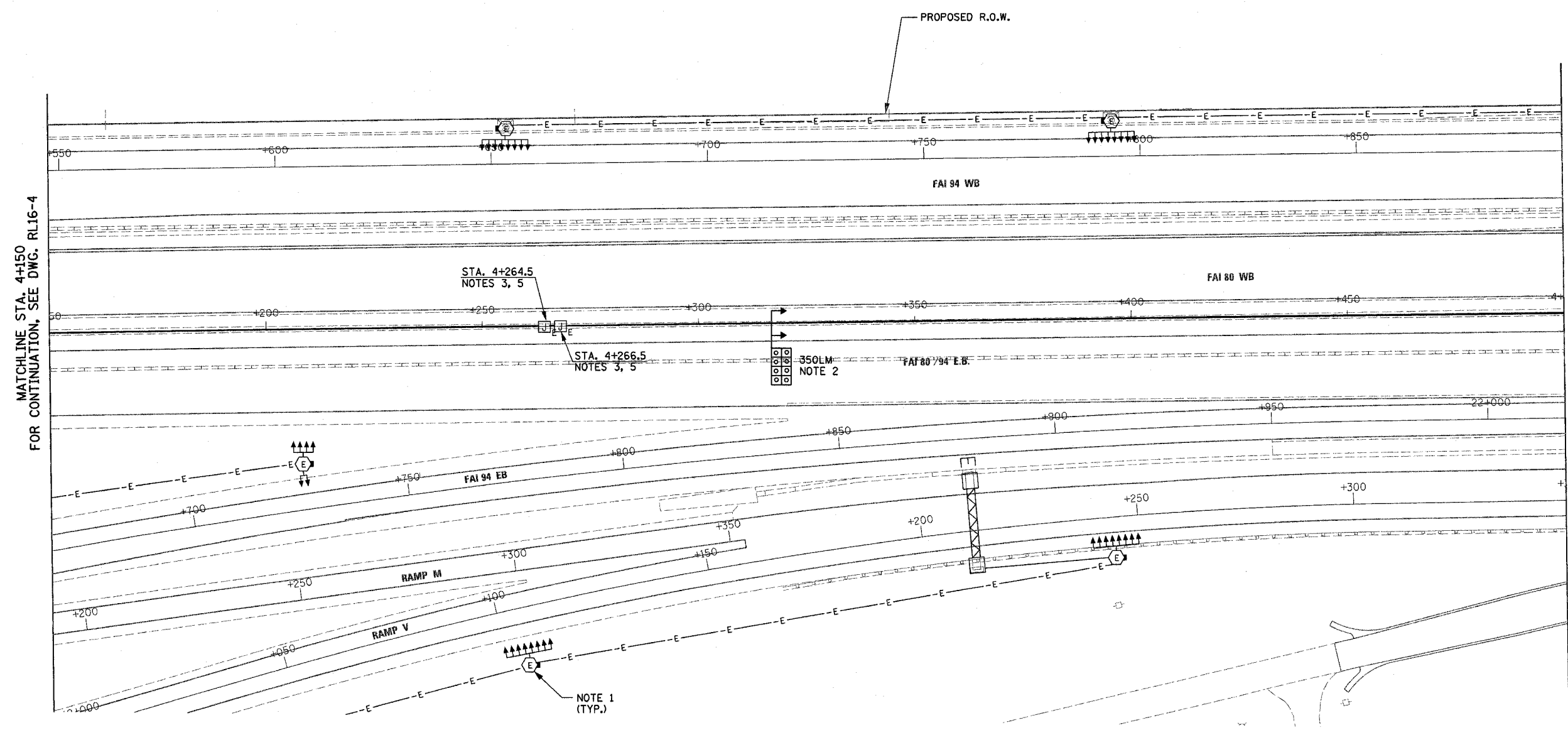


F.A.I. RTE.	SECTION	COUNTY	TOTAL SHEETS	SHEET NO.
80/94	*	COOK	231	155
STA.		TO STA.		
FED. ROAD DIST. NO. 1		ILLINOIS		FED. AID PROJECT
*(0203.1 & 0304) R-6		CONTRACT # 62105		

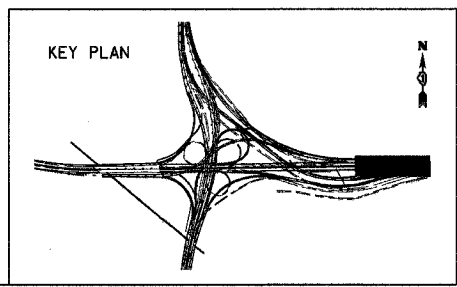



MATCHLINE STA. 4+150 FOR CONTINUATION, SEE DWG. RL16-4

STA. 4+500 CONTRACT LIMIT (NOTE 4)

**NOTES:**

1. ALL HIGH MAST TOWERS ARE EXISTING OR TO BE INSTALLED UNDER CONTRACT 62664, SHOWN FOR INFORMATION ONLY.
2. CONDUIT EMBEDDED IN STRUCTURE, 30MM DIA. CNC, 4 WIDE X 2 HIGH. FOR DETAILS, SEE DRAWING ED16-4.
3. JUNCTION BOX, STAINLESS STEEL 600MM X 1200MM X 300MM IS TO BE INSTALLED ON TOP OF BARRIER WALL UNDER CONTRACT 62664.
4. END CONDUIT EMBEDDED IN STRUCTURE, 30MM DIA. CNC, 4 WIDE X 2 HIGH AT THE CONTRACT LIMIT. RACEWAYS EAST OF STA. 4+500 WILL BE INSTALLED UNDER CONTRACT 62111.
5. FOR DETAILS OF BARRIER WALL CONDUIT INSTALLATION AT JUNCTION BOXES, SEE DRAWING ED16-1.
6. PROVIDE "CONCRETE GLARE SCREEN, SPECIAL" CONTINUOUSLY FROM THE J.B. AT STA. 4+264 TO 4+267.



REVISIONS	
NAME	DATE

**RL16-5**

ILLINOIS DEPARTMENT OF TRANSPORTATION  
 F.A.I. ROUTE 80/94 (INTERSTATE 80/294)  
 ELECTRICAL RACEWAY  
 PLAN  
 STA. 4+150 TO STA. 4+500

SCALE: 1:500      DRAWN BY: MB  
 DATE: JULY 18, 2005      CHECKED BY: KMY

**McDonough Associates Inc.**  
 Engineers / Architects