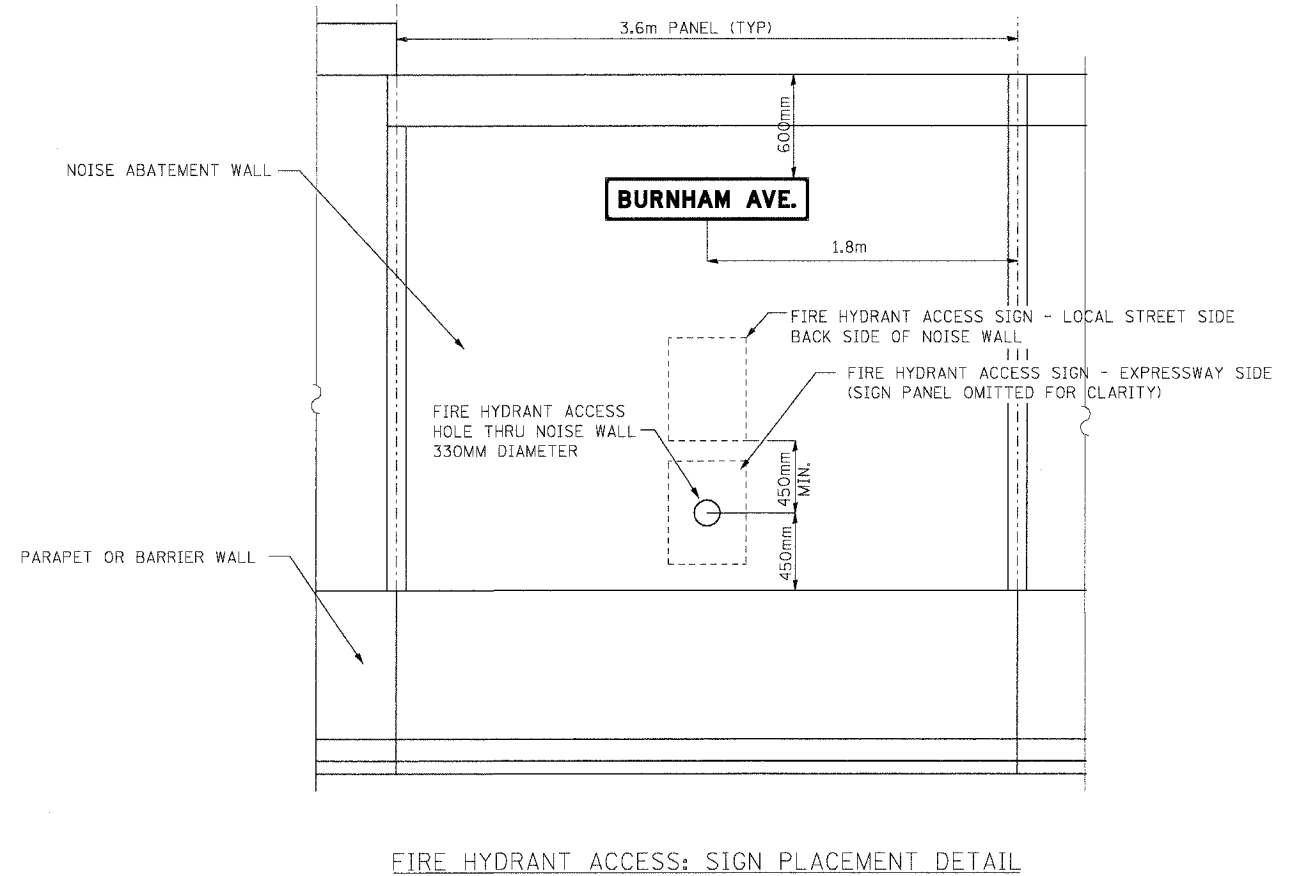
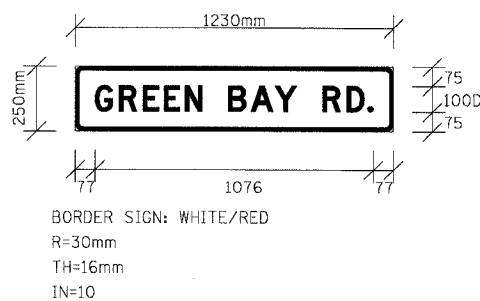
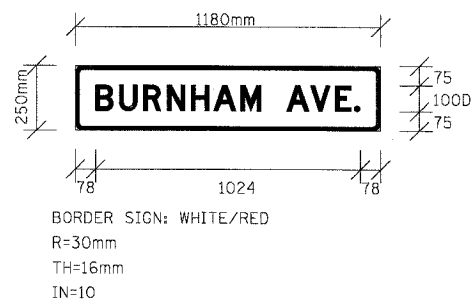
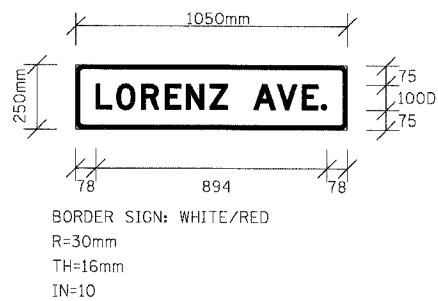
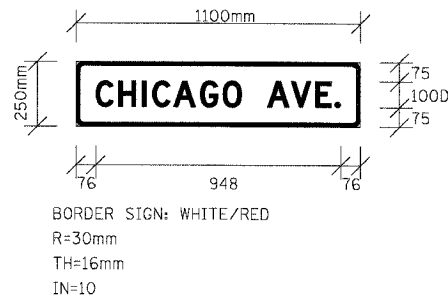
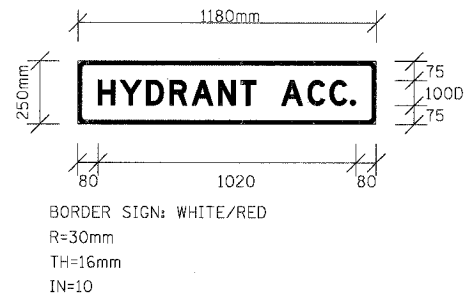
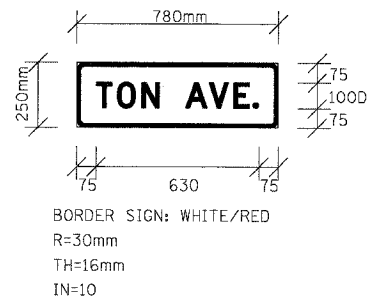


| | | | | |
|---------------------|----------|--------------------|--------------|-----------|
| F.A.I. RTE. | SECTION | COUNTY | TOTAL SHEETS | SHEET NO. |
| 80/94 | | COOK | 631 | 315 |
| STA. | | TO STA. | | |
| FED. ROAD DIST. NO. | ILLINOIS | FED. AID PROJECT | | |
| • (2425 & 2626) R-2 | | CONTRACT NO. 62111 | | |



NOTE:
 ALL STREET NAME SIGNS SHALL BE MOUNTED TO THE NOISE ABATEMENT WALL WITH A MINIMUM OF 4 BOLTS, SELF-LOCKING NUTS AND WASHERS, UNLESS OTHERWISE NOTED ON THE PLAN DETAILS. ALL 600MM X 450MM FIRE ACCESS SIGNS SHALL BE MOUNTED TO THE WALL WITH 2 BOLTS, SELF-LOCKING NUTS, AND WASHERS. ALL BOLTS SHALL BE OF SUFFICIENT LENGTH TO EXTEND THROUGH THE WALL AND BE A MINIMUM OF 6MM BEYOND THE NUT. ALL BOLTS, SELF-LOCKING NUTS AND WASHERS SHALL MEET THE REQUIREMENTS FOR MOUNTING SIGNS TO POSTS AS LISTED IN THE SPECIAL PROVISIONS AND IN THE STANDARD SPECIFICATIONS. THIS WORK SHALL BE INCLUDED IN THE COST PER SQUARE METER FOR THE TYPE OF SIGN PANEL SPECIFIED.

| REVISIONS | |
|-----------|------|
| NAME | DATE |
| | |
| | |
| | |
| | |

ILLINOIS DEPARTMENT OF TRANSPORTATION
 F.A.I. ROUTE 80/94 (KINGERY EXPRESSWAY)
 EB & WB INSIDE LANES (MAINLINE) CONSTRUCTION
 COOK COUNTY

**SIGN PANEL DETAILS
 HYDRANT ACCESS SIGN LAYOUT
 AND LOCATION DETAILS**

SCALE: DATE: 8/22/05
 DRAWN BY: OP
 CHECKED BY: DH

TENG
 TENG & ASSOCIATES, INC.
 ENGINEERS/ARCHITECTS/PLANNERS
 CHICAGO, ILLINOIS

N:\899002A.DGN, \S:\899002A.DGN, \S:\899002A.DGN, \S:\899002A.DGN
 8-18-2005, 10:19:02
 1, 2, 3, 4, 5, 6, 7, 8, 9, 10, 11, 12, 13, 14, 15, 16, 17, 18, 19, 20, 21, 22, 23, 24, 25, 26, 27, 28, 29, 30, 31, 32, 33, 34, 35, 36, 37, 38, 39, 40, 41, 42, 43, 44, 45, 46, 47, 48, 49, 50, 51, 52, 53, 54, 55, 56, 57, 58, 59, 60, 61, 62, 63
 BAIZEKJ