F.A.I. RTE.	SECTION	COUNTY	TOTAL SHEETS	SHEET NO.
80/94	*	COOK	631	356
STA.		TO STA.		
FED. ROAD DIST. NO.		ILLINOIS	FED. AID PROJECT	

* (2425 & 2626) R-2 CONTRACT NO. 62111

Notes: Driving and bearing ends shall be cut square. The thickness of the shell shall be 6.35 mm with a tolerance of 5%. The shell shall be according to Article 1006.05(a) of the Standard Specifications.

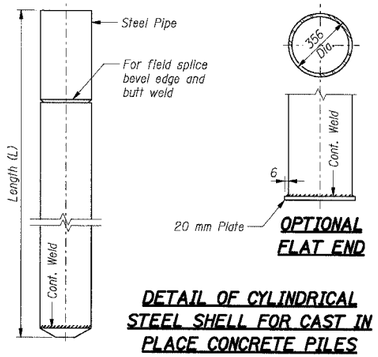

OPTIONAL FLAT END

DETAIL OF CYLINDRICAL STEEL SHELL FOR CAST IN PLACE CONCRETE PILES

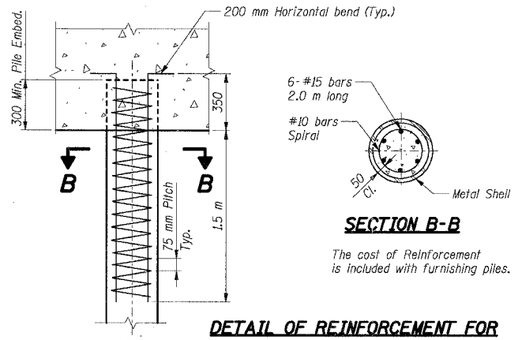

SECTION B-B

The cost of Reinforcement is included with furnishing piles.

DETAIL OF REINFORCEMENT FOR METAL SHELLS AT ABUTMENTS

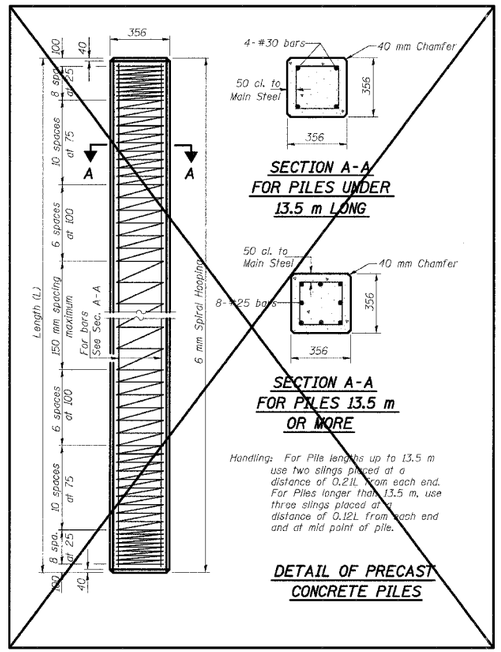

SECTION A-A FOR PILES UNDER 13.5 m LONG

SECTION A-A FOR PILES 13.5 m OR MORE

Handling: For Pile lengths up to 13.5 m use two slings placed at a distance of 0.21L from each end. For Piles longer than 13.5 m, use three slings placed at a distance of 0.12L from each end and at mid point of pile.

DETAIL OF PRECAST CONCRETE PILES

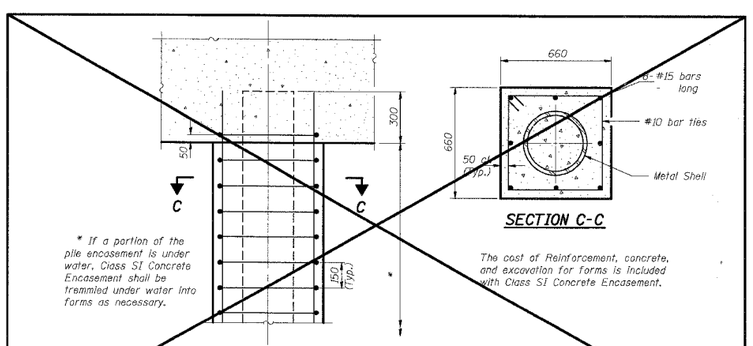

SECTION C-C

* If a portion of the pile encasement is under water, Class SI Concrete Encasement shall be trammled under water into forms as necessary.

The cost of Reinforcement, concrete, and excavation for forms is included with Class SI Concrete Encasement.

DETAIL OF PROTECTION FOR METAL SHELLS AT PIERS

Notes:

1. All dimensions are in millimeters (mm) except as noted.
2. Reinforcement bars designated (E) shall be epoxy coated.

*** 2001-167R, (2425 & 2626) R-1 AND (2425 & 2626) R-2

SHT. RW850-51 OF 58

REVISIONS	
NAME	DATE

ILLINOIS DEPARTMENT OF TRANSPORTATION
F.A.I. ROUTE 80/94 (KINGERY EXPRESSWAY)
EB & WB INSIDE LANES (MAINLINE) CONSTRUCTION
RETAINING WALL - STRUCTURE NO. 016-W850
SECTIONS ***
COOK COUNTY

PILE DETAILS

DATE: 7/18/2005

DRAWN BY:
CHECKED BY: MJK

TENG
TENG & ASSOCIATES, INC.
ENGINEERS/ARCHITECTS/PLANNERS
CHICAGO, ILLINOIS

BAJZEKKJ
..\AB990012A.DGN, ..\RS99R052A.DGN
7-12-2005, 10:24:51 T:\DOCUMENT\93750\STRUCT\DGN\RS170912A.DGN