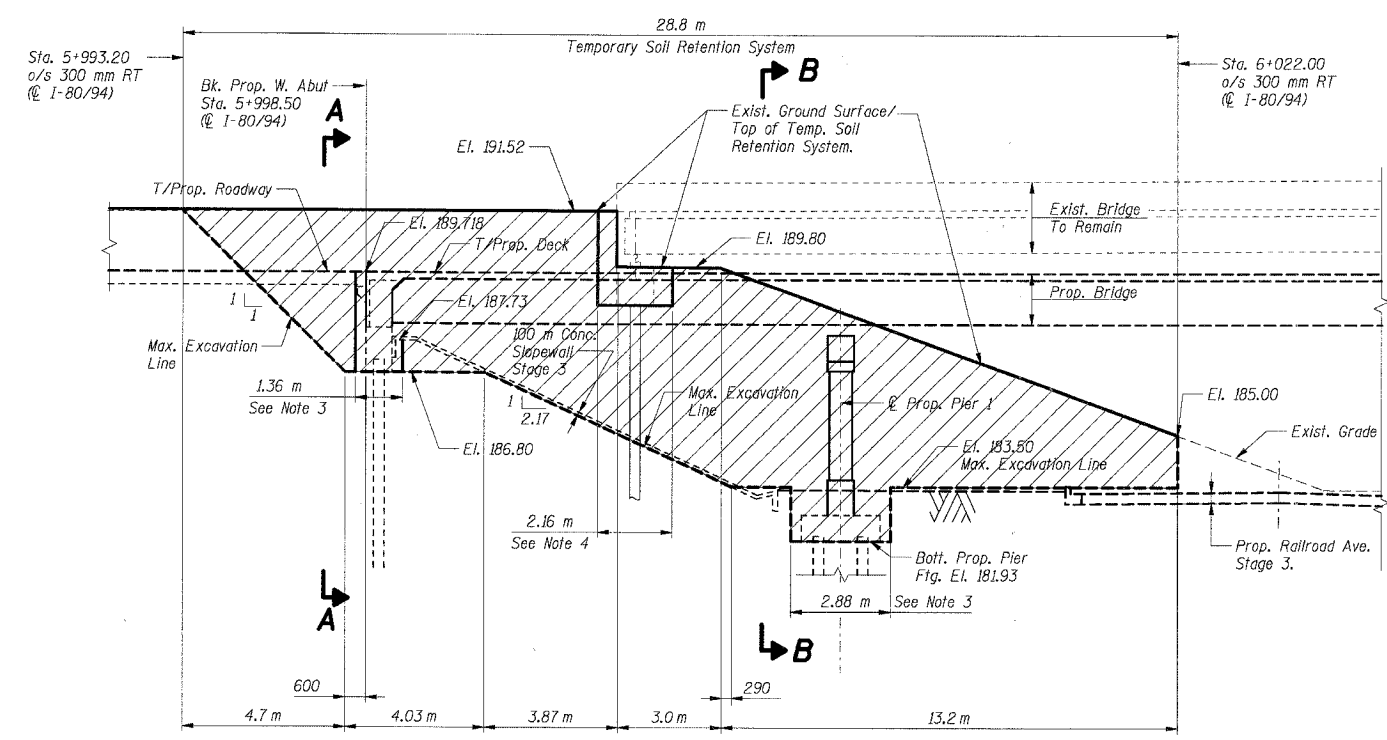


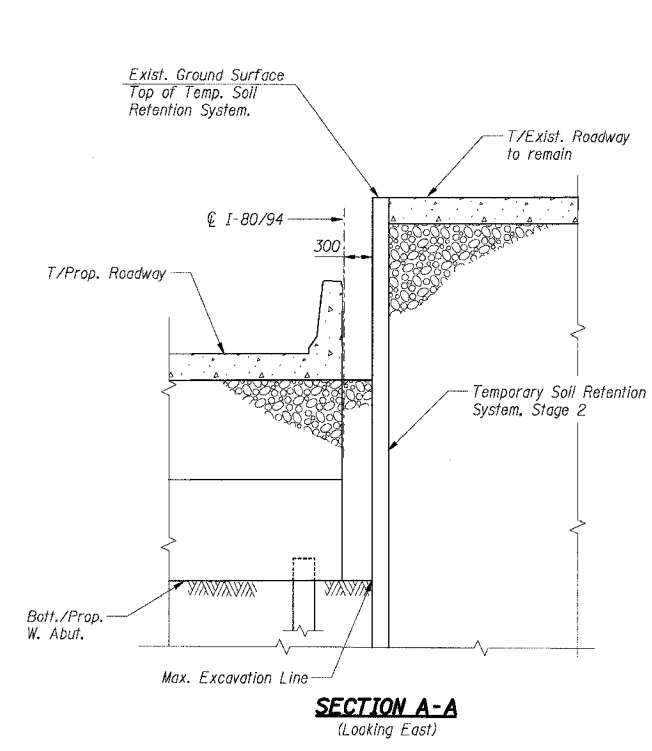
F.A.I. R.T.E.	SECTION	COUNTY	TOTAL SHEETS	SHEET NO.
80/94	*	COOK	631	383
STA.	TO STA.			
FED. ROAD DIST. NO.	ILLINOIS	FED. AID PROJECT		
* (2425 & 2626) R-2		CONTRACT NO. 62111		



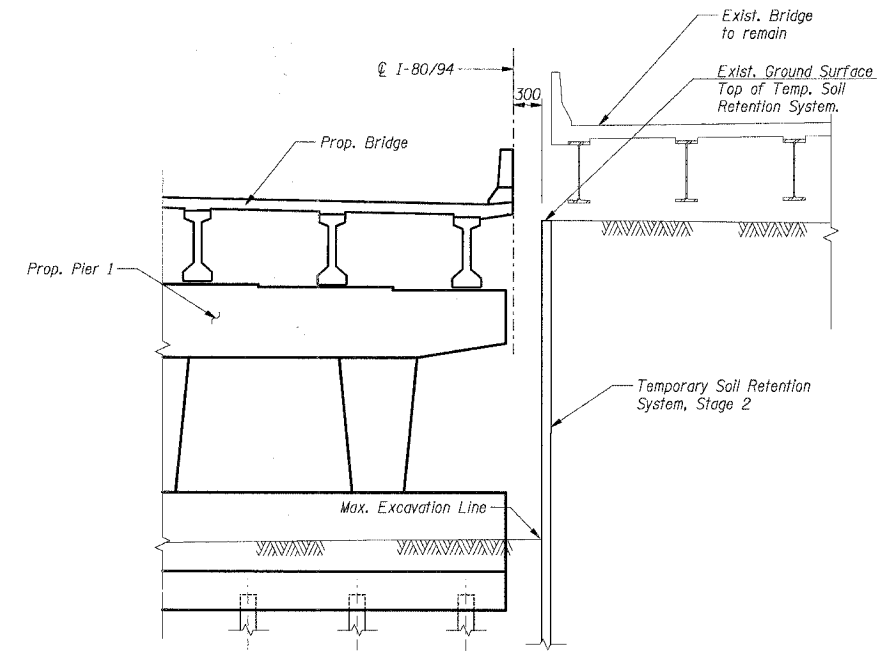
**ELEVATION - TEMPORARY SOIL RETENTION SYSTEM
STAGE 2**
(Looking North)

BILL OF MATERIAL

Item	Unit	Total
Temporary Soil Retention System	Sq m	124



SECTION A-A
(Looking East)



SECTION B-B
(Looking East)

- Notes:**
- All dimensions are in millimeters (mm) except as noted.
 - A cantilevered sheet piling design does not appear feasible and additional members or other retention systems may be necessary. The Contractor shall submit a Temporary soil retention system design including plan details and calculation for review and acceptance by the Engineer.
 - The Temporary Soil Retention System design shall accommodate Stage 3 pile driving and footing construction for the extension of the West Abutment and Pier 1 through these limits. The design shall be installed and removed by means which will not significantly affect the capacity of the proposed friction piles.
 - The Temporary Soil Retention System Design shall be installed by means which will not significantly affect the capacity of the existing friction piles to remain at the existing abutment.
 - Work this sheet with Shts. RS-6 thru RS-12.

SHT. RS-11 OF 70

REVISIONS	
NAME	DATE

ILLINOIS DEPARTMENT OF TRANSPORTATION
 F.A.I. ROUTE 80/94 (KINGERY EXPRESSWAY)
 EB & WB INSIDE LANES (MAINLINE) CONSTRUCTION
 I-80/94 OVER RAILROAD AVENUE
 STRUCTURE NO. 016-2792 STA. 6+025.000
 SECTION 1977-121-R
 COOK COUNTY

**TEMPORARY SOIL RETENTION SYSTEM
ELEVATION & DETAILS**

DATE: 7/18/2005
 DRAWN BY: LG
 CHECKED BY: MJK

TENG
 TENG & ASSOCIATES, INC.
 ENGINEERS/ARCHITECTS/PLANNERS
 CHICAGO, ILLINOIS

1-11899002.AJDN
 7-12-2005, 10:26:29
 2 3 4 5 6 7 8 9 10 11 12 13 14 15 16 17 18 19 20 21 22 23 24 25 26 27 28 29 30 31 32 33 34 35 36 37 38 39 40 41 42 43 44 45 46 47 48 49 50 51 52 53 54 55 56 57 58 59 60 61 62 63