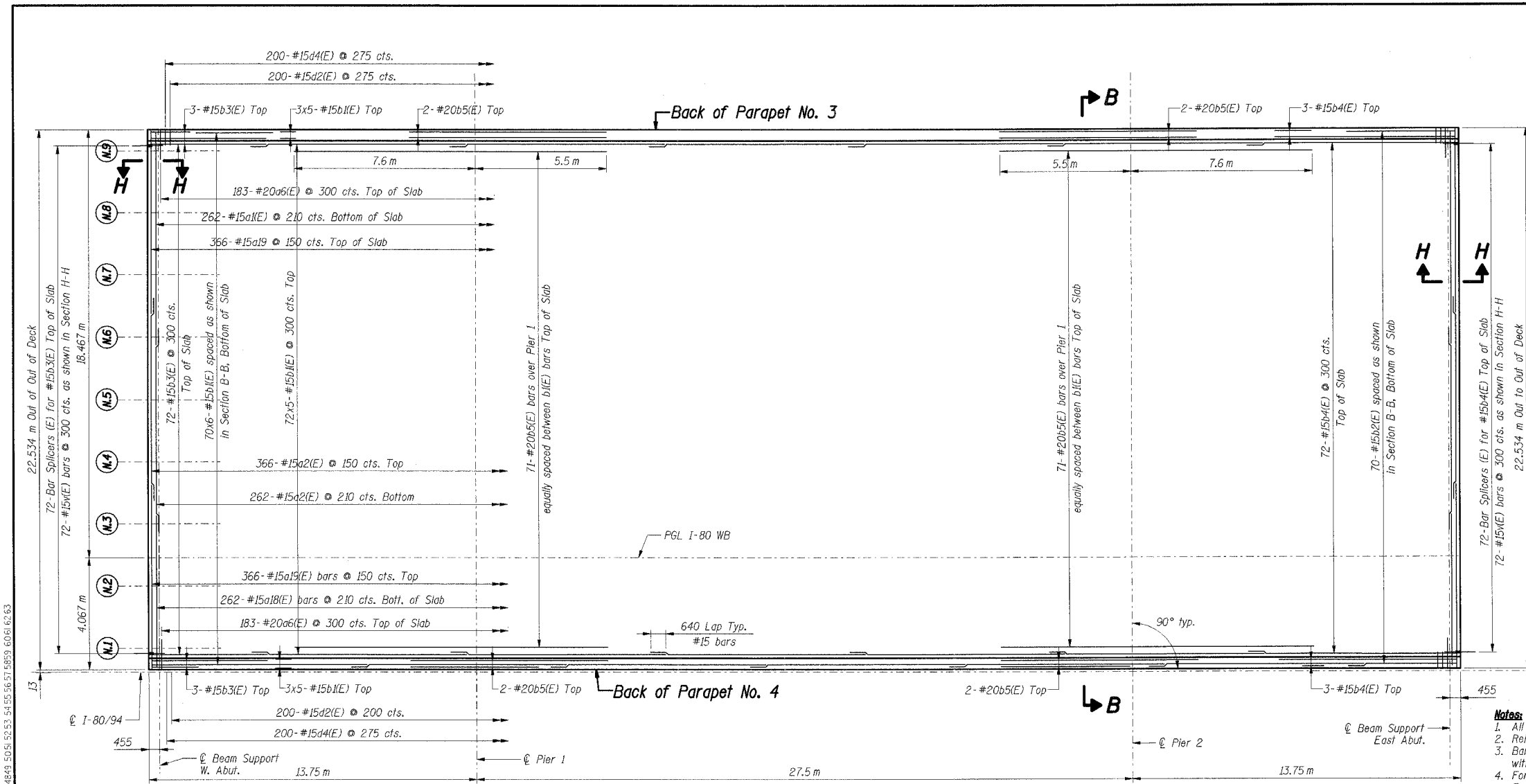
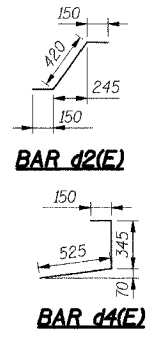
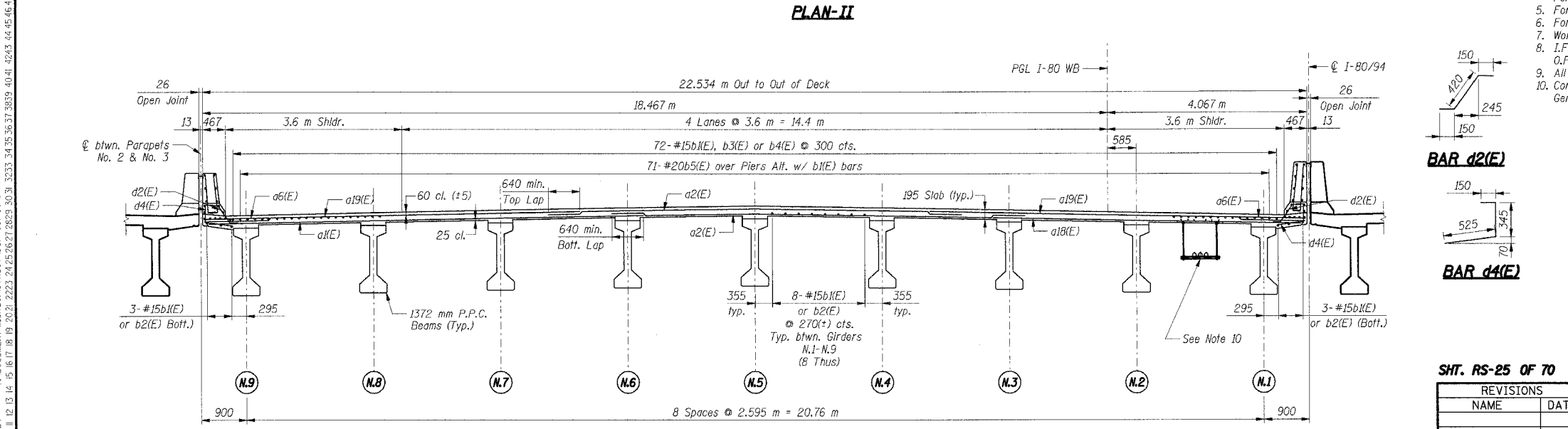


F.A.I. RTE.	SECTION	COUNTY	TOTAL SHEETS	SHEET NO.
80/94	*	COOK	631	397
STA.	TO STA.			
FED. ROAD DIST. NO.	ILLINOIS	FED. AID PROJECT		
* (2425 & 2626) R-2			CONTRACT NO. 62111	



- Notes:**
- All dimensions are in millimeters (mm) except as noted.
 - Reinforcement bars designated (E) shall be epoxy coated.
 - Bars indicated thus 74x10-#15 etc. indicates 74 lines of bars with 10 lengths per line.
 - For Parapet 3 Elevation, see Sht. RS-36.
For Parapet 4 Elevation, see Sht. RS-37.
 - For Section H-H, see Sht. RS-28.
 - For Reinforcement Bar List & Bill of Material, see Sht. RS-34.
 - Work this Sheet with Shts. RS-24, RS-26 thru RS-34.
 - I.F. Denotes Inside Face.
O.F. Denotes Outside Face.
 - All edges shall have a 20 mm chamfer unless noted otherwise.
 - Conduits and Hanger Assembly for Fiber Optics. See General Note on Sht. RS-2 and detail on Sht. RS-3.



ILLINOIS DEPARTMENT OF TRANSPORTATION
 F.A.I. ROUTE 80/94 (KINGERY EXPRESSWAY)
 EB & WB INSIDE LANES (MAINLINE) CONSTRUCTION
 I-80/94 OVER RAILROAD AVENUE
 STRUCTURE NO. 016-2792 STA. 6+025.000
 SECTION 1977-121-R
 COOK COUNTY

**DECK PLAN
 DECK CROSS SECTION - II**

DATE: 9/13/05 DRAWN BY: LAR
 CHECKED BY: MJK

TENG
 TENG & ASSOCIATES, INC.
 ENGINEERS/ARCHITECTS/PLANNERS
 CHICAGO, ILLINOIS

KUNENSTWJ
 9-08-2005 16:29:44
 T:\DOCUMENT\8151\501\STRUCT\DRNS\0173052A.DGN
 12.3.4.5.6.7.8.9.10.11.12.13.14.15.16.17.18.19.20.21.22.23.24.25.26.27.28.29.30.31.32.33.34.35.36.37.38.39.40.41.42.43.44.45.46.47.48.49.50.51.52.53.54.55.56.57.58.59.60.61.62.63.