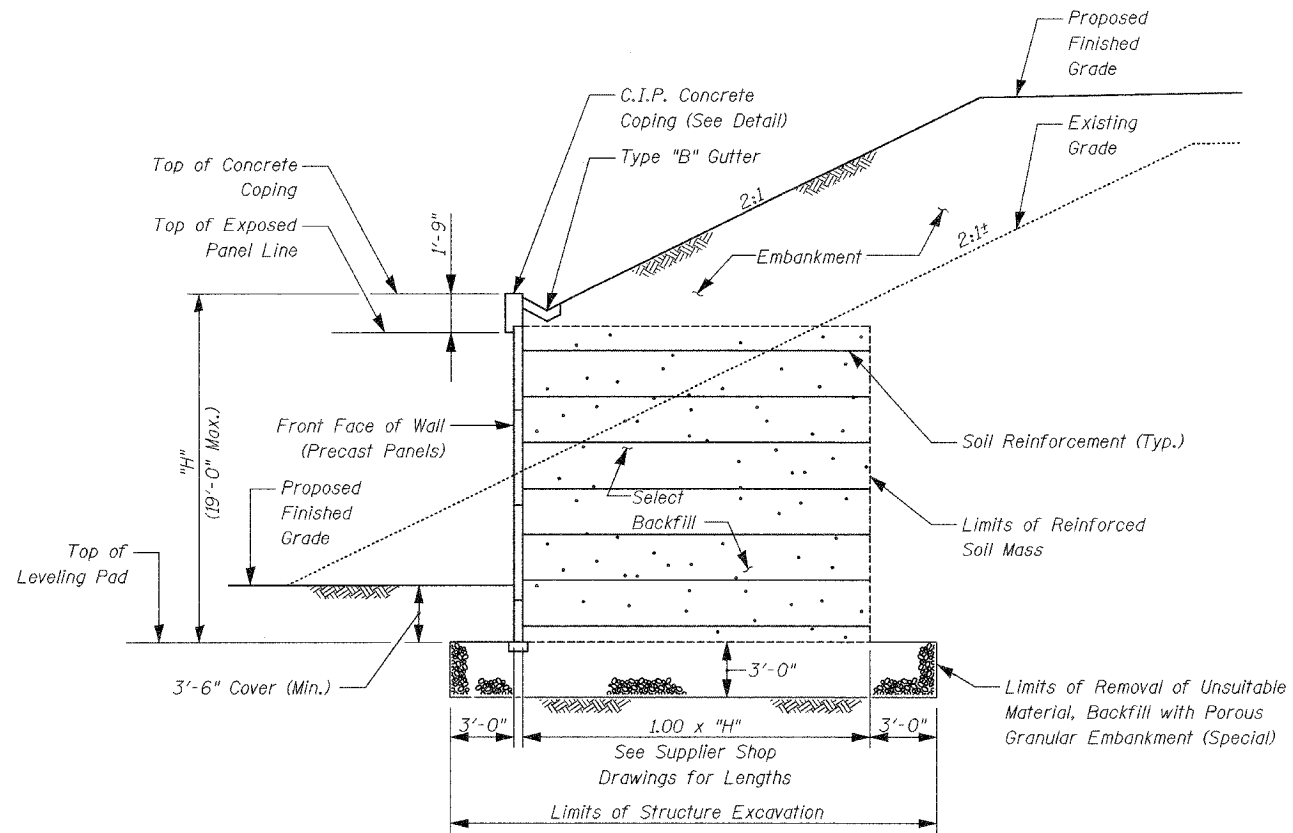
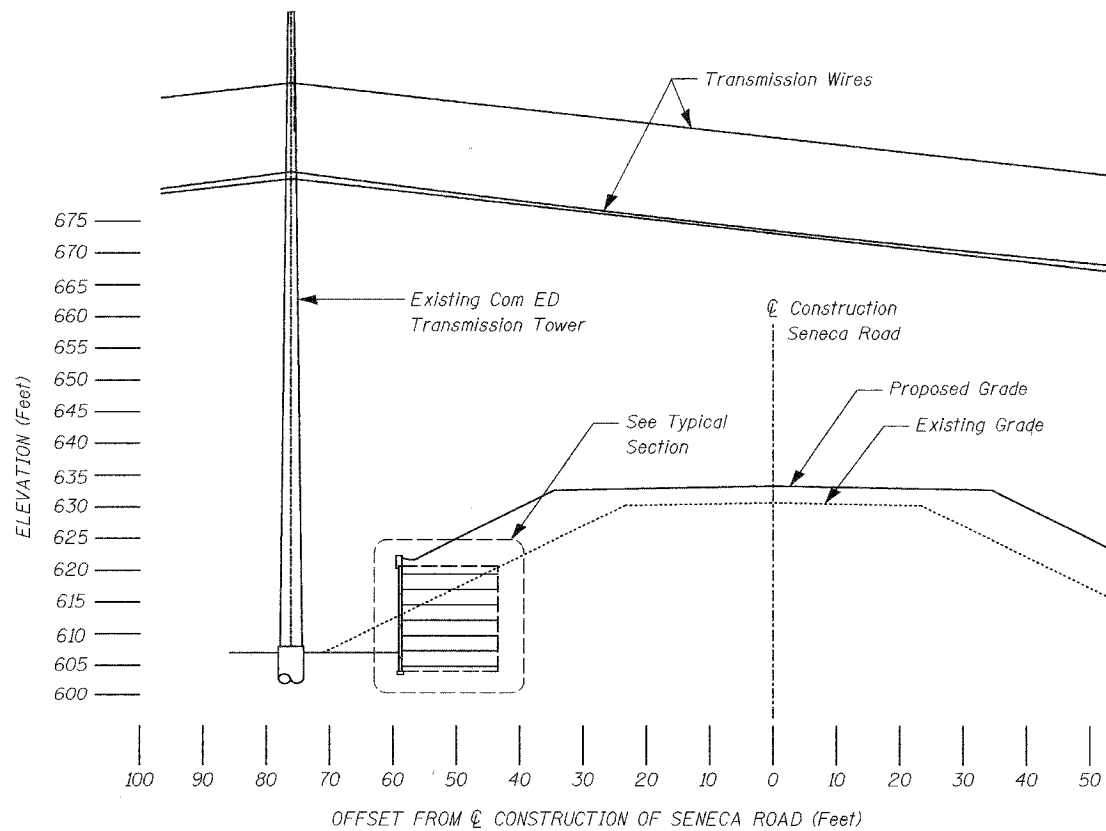


F.A.P.	SECTION	COUNTY	TOTAL SHEETS	SHEET NO.
623	32-2 HBR	GRUNDY	171	93
STA.		TO STA.		
FED. ROAD DIST. NO.		ILLINOIS	FED. AID PROJECT	
CONTRACT NO. 66412				
SHEET W02 OF W02				

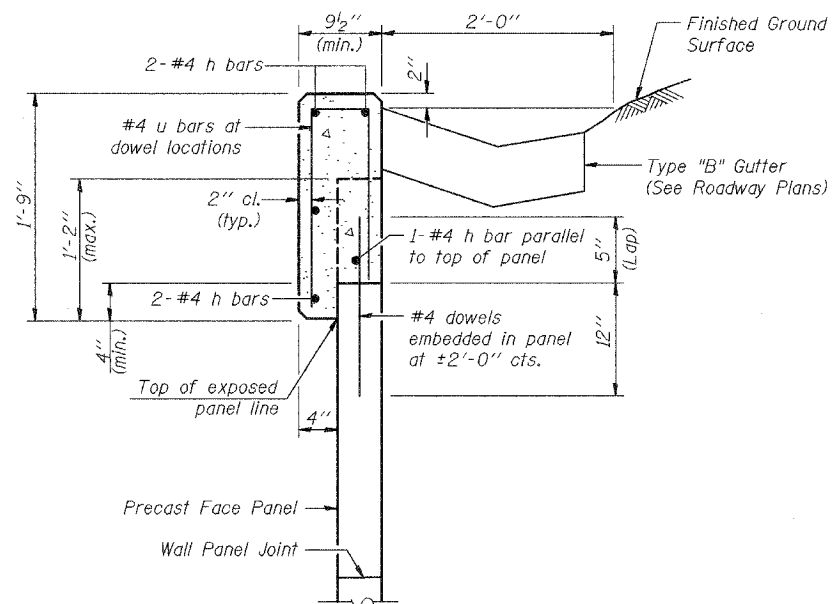


TYPICAL SECTION



SECTION A-A


STA. 20+71



CAST-IN-PLACE COPING DETAIL

Soil Reinforcement Not Shown

Notes:
Cast-in-place concrete coping may be substituted with a precast concrete coping as approved by the Engineer.



REVISIONS	
NAME	DATE

ILLINOIS DEPARTMENT OF TRANSPORTATION
M.S.E. RETAINING WALL
SENECA ROAD OVER F.A.I. 80
F.A.P. 623 SEC. 32-2 HBR GRUNDY CO.
STRUCTURE NO. 032-W001
STA 20+46.11 TO STA 21+13.79
 RETAINING WALL DETAILS

SCALE: NONE
 DATE: DECEMBER, 2005
 DRAWN BY: NJH
 CHECKED BY: JLG

Louis Berger & Associates, Inc.
 1001 Elm Street, Suite 300
 Manchester, NH 03101