ROUTE NO.	SECTION	COUNTY	TOTAL SHEETS	SHEET NO.
840	(122BR) BR	VERMILION	25	11
FED. ROAD DIST. NO.		ILLINOIS	FED. AID PROJECT-	

SHEET NO. 4
6 SHEETS

Contract #70381

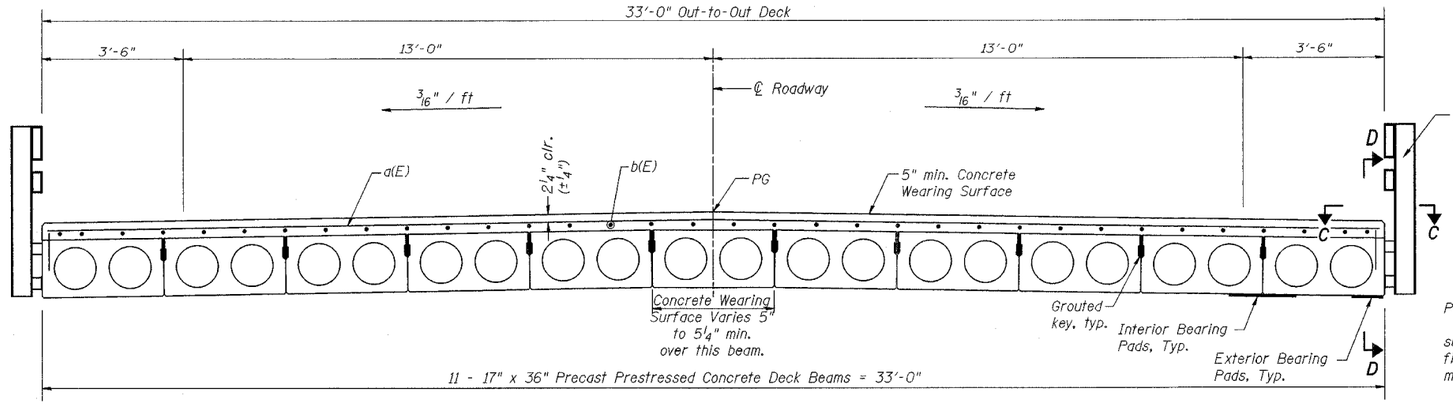

CROSS SECTION

NOTES

See Sheet 5 of 6 for details of Rail Anchorage into Precast Beams and Section D-D.

After beams have been erected, holes shall be drilled into substructure and dowel rods placed. Dowel holes shall be filled with non-shrink grout to top of beam and allowed to cure min. 24 hrs. prior to grouting the shear keys.

See sheet 5 of 6 for fabric bearing pad details.

Concrete wearing surface to be poured after grouting the shearkeys.

Dowel rods drilled in cap and grout are included in the cost of Precast Prestressed Concrete Deck Beams (17" Depth).

Work this Sheet with Sheet 3 of 6.

Reinforcement bars designated (E) shall be epoxy coated.

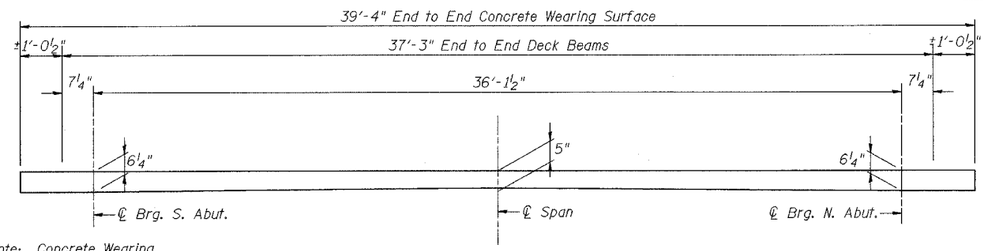

Note: Concrete Wearing Surface at Blockout at expansion Ends of Beams not shown.

REINFORCED CONCRETE WEARING SURFACE PROFILE

(Along Edge of Deck)

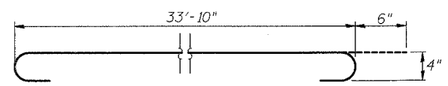

BAR a(E)

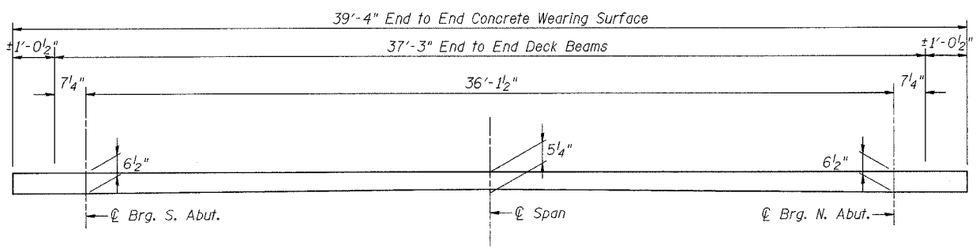

REINFORCED CONCRETE WEARING SURFACE PROFILE

(Along ℄ Roadway & P.G.)

SUPERSTRUCTURE BILL OF MATERIAL

BAR	NO.	SIZE	LENGTH	SHAPE
a(E)	38	#4	34'-10"	
a_1(E)	4	#4	33'-10"	
b(E)	68	#4	20'-4"	
Reinforcement Bars, Epoxy Coated			Pound	1900
Concrete Wearing Surface			Sq. Yd.	137
Bridge Deck Grooving			Sq. Yd.	134

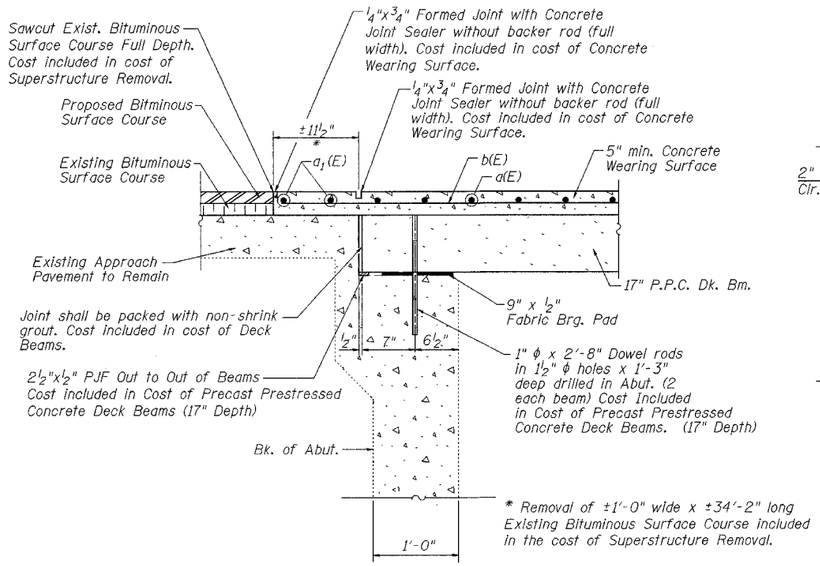

* Removal of ±1'-0" wide x ±34'-2" long Existing Bituminous Surface Course included in the cost of Superstructure Removal.

SECTION A-A
TYP. SECTION THRU ABUTMENT

(at Rt. Ls)

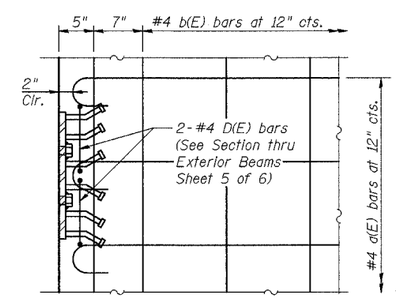

SECTION C-C

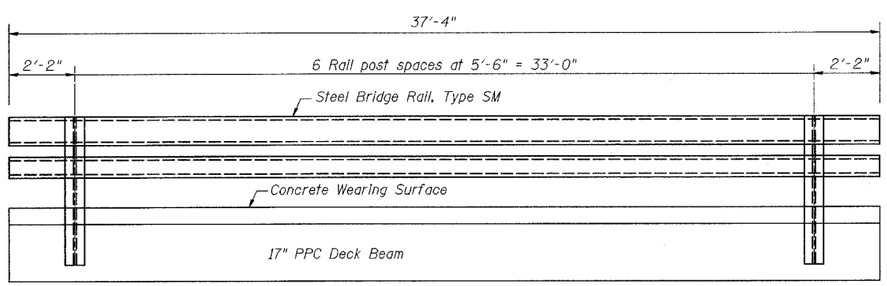

RAIL POST SPACING

ILLINOIS DEPARTMENT OF TRANSPORTATION

SUPERSTRUCTURE DETAILS

IL ROUTE 49 OVER
FAST CREEK
F.A.P. ROUTE 840 SECTION (122BR)BR
VERMILION COUNTY
STATION 1281+10.00
STRUCTURE NO. 092-0174

DATE: JUNE 2005

DRAWN BY: NJV/MLO
CHECKED BY: SJK

BLANK, WESSELINK, COOK & ASSOCIATES ENGINEERS - CONSULTANTS DECATUR, ILLINOIS