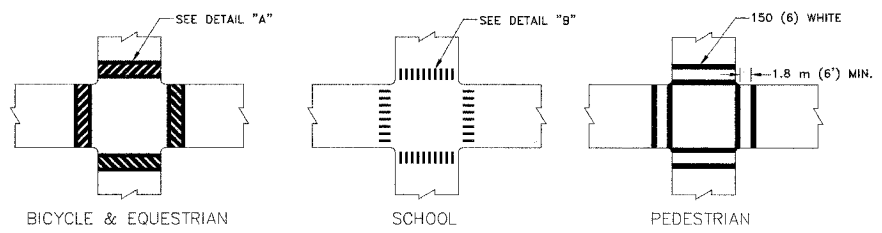
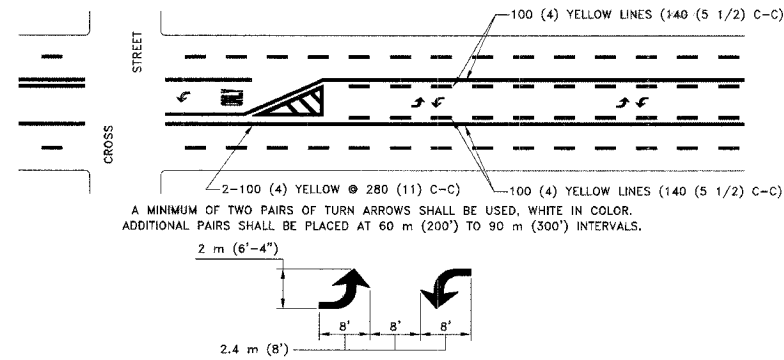


NOTE: MEDIANS WITH BARRIER CURB DO NOT REQUIRE AN EDGELINE.

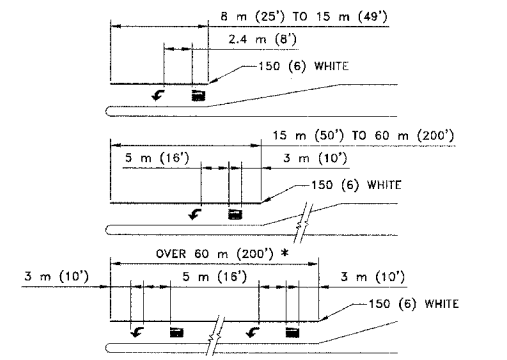
TYPICAL LANE AND EDGE LINE MARKING



TYPICAL CROSSWALK MARKING



MEDIAN WITH TWO-WAY LEFT TURN LANE
TYPICAL PAINTED MEDIAN MARKING



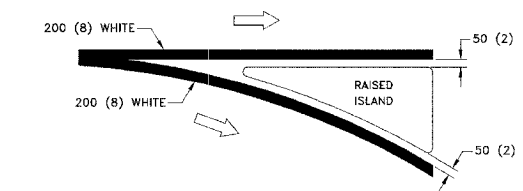
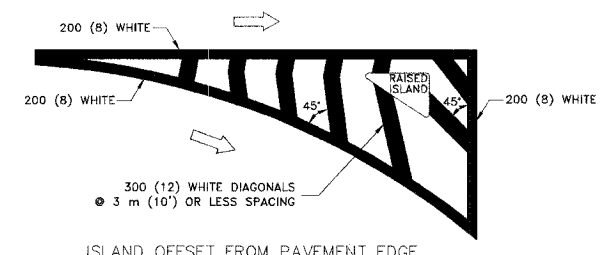
FULL SIZE LETTERS 2.4 m (8') AND ARROWS SHALL BE USED.

AREA = 1.5 m² (15.6 SQ. FT.)

AREA = 1.9 m² (20.8 SQ. FT.)

* TURN LANES IN EXCESS OF 120 m (400') IN LENGTH MAY HAVE AN ADDITIONAL SET OF ARROW - "ONLY" INSTALLED MIDWAY BETWEEN THE OTHER TWO SETS OF ARROW - "ONLY".

TYPICAL LEFT (OR RIGHT) TURN LANE
TYPICAL TURN LANE MARKING



TYPICAL ISLAND MARKING

TYPE OF MARKING	WIDTH OF LINE	PATTERN	COLOR	SPACING/REMARKS
CENTERLINE ON 2 LANE PAVEMENT	100 (4)	SKIP-DASH	YELLOW	3 m (10') LINE WITH 9 m (30') SPACE
CENTERLINE ON MULTI-LANE UNDIVIDED PAVEMENT	2 @ 100 (4)	SOLID	YELLOW	280 (11) C-C
NO PASSING ZONE LINES: FOR ONE DIRECTION FOR BOTH DIRECTIONS	100 (4) 2 @ 100 (4)	SOLID SOLID	YELLOW YELLOW	140 (5 1/2) C-C FROM SKIP-DASH CENTERLINE 280 (11) C-C OMIT SKIP-DASH CENTERLINE BETWEEN
LANE LINE	100 (4) 125 (5) ON FREEWAYS	SKIP-DASH SKIP-DASH	WHITE WHITE	3 m (10') LINE WITH 9 m (30') SPACE
DOTTED LINES (EXTENSIONS OF CENTER, LANE OR TURN LANE MARKINGS)	SAME AS BEING EXTENDED	SKIP-DASH	SAME AS BEING EXTENDED	600 (2') LINE WITH 1.8 m (6') SPACE
EDGE LINE	100 (4)	SOLID	YELLOW-LEFT WHITE-RIGHT	OUTLINE MOUNTABLE MEDIANS IN YELLOW; EDGE LINES ARE NOT USED NEXT TO BARRIER CURB
TURN LANE MARKINGS	150 (6) LINE; FULL SIZE LETTERS & SYMBOLS (2.4 m (8'))	SOLID	WHITE	SEE TYPICAL TURN LANE MARKING DETAIL.
TWO WAY LEFT TURN MARKING	2 @ 100 (4) EACH DIRECTION 2.4 m (8') LEFT ARROW	SKIP-DASH AND SOLID IN PAIRS	YELLOW WHITE	3 m (10') LINE WITH 9 m (30') SPACE FOR SKIP-DASH; 140 (5 1/2) C-C BETWEEN SOLID LINE AND SKIP-DASH LINE SEE TYPICAL TWO-WAY LEFT TURN MARKING DETAIL.
CROSSWALK LINES (PEDESTRIAN) A. DIAGONALS (BIKE & EQUESTRIAN) B. LONGITUDINAL BARS (SCHOOL)	2 @ 150 (6) 300 (12) @ 45° 300 (12) @ 90°	SOLID SOLID SOLID	WHITE WHITE WHITE	NOT LESS THAN 1.8 m (6') APART 600 (2') APART SEE TYPICAL CROSSWALK MARKING DETAILS.
STOP LINES	600 (24)	SOLID	WHITE	PLACE 1.2 m (4') IN ADVANCE OF AND PARALLEL TO CROSSWALK, IF PRESENT. OTHERWISE, PLACE AT DESIRED STOPPING POINT.
PAINTED MEDIANS	2 @ 100 (4) WITH 300 (12) DIAGONALS @ 45° NO DIAGONALS USED FOR 1.2 m (4') WIDE MEDIANS	SOLID	YELLOW; TWO WAY TRAFFIC WHITE ONE WAY TRAFFIC	280 (11) C-C FOR THE DOUBLE LINE SEE TYPICAL PAINTED MEDIAN MARKING.
GORE MARKING AND CHANNELIZING LINES	200 (8) WITH 300 (12) DIAGONALS @ 45°	SOLID	WHITE	DIAGONALS: 4.5 m (15') C-C (LESS THAN 50 km/h (30MPH)) 6 m (20') C-C (50km/h (30MPH) TO 70km/h (45MPH)) 9 m (30') C-C (OVER 70km/h (45 MPH))
RAILROAD CROSSING	600 (24) TRANSVERSE LINES; "RR" IS 1.8 m (6') LETTERS; 400 (16) LINE FOR "X"	SOLID	WHITE	SEE STATE STANDARD 780001 AREA OF: "R"=0.40 m ² (4.3 SQ. FT.) EACH "X"=5.0 m ² (54.0 SQ. FT.)
SHOULDER DIAGONALS	300 (12) @ 45°	SOLID	WHITE - RIGHT YELLOW - LEFT	15 m (50') C-C (LESS THAN 50 km/h (30MPH)) 25 m (75') C-C (50 km/h (30 MPH) TO 70 km/h (45 MPH)) 45 m (150') C-C (OVER 70 km/h (45MPH))

FOR FURTHER DETAILS ON PAVEMENT MARKING REFER TO STANDARD SPECIFICATIONS FOR ROAD AND BRIDGE CONSTRUCTION AND STATE STANDARD 780001.

ALL DIMENSIONS ARE IN MILLIMETERS (INCHES) UNLESS OTHERWISE SHOWN.

<p>HANCOCK ENGINEERING</p> <p>◆ Civil Engineers ◆ Municipal Consultants ◆ Established 1911</p> <p>9933 Roosevelt Road Westchester, Illinois 60154-2780 Phone: 708/965-6100 Fax: 708/965-1212</p>	<p>REVISIONS</p> <table border="1"> <tr> <th>NAME</th> <th>DATE</th> </tr> <tr> <td>EVERS</td> <td>03/19/90</td> </tr> <tr> <td>T. RAMMACHER</td> <td>10/27/94</td> </tr> <tr> <td>A. HOUSER</td> <td>10/09/96</td> </tr> <tr> <td>A. HOUSER</td> <td>10/17/96</td> </tr> <tr> <td>T. RAMMACHER</td> <td>01/06/00</td> </tr> </table>		NAME	DATE	EVERS	03/19/90	T. RAMMACHER	10/27/94	A. HOUSER	10/09/96	A. HOUSER	10/17/96	T. RAMMACHER	01/06/00	<p>ILLINOIS DEPARTMENT OF TRANSPORTATION</p> <p>DISTRICT ONE TYPICAL PAVEMENT MARKINGS</p> <p>SCALE: NONE DATE: 03/25/02</p> <p>DRAWN BY: CADD CHECKED BY:</p>
	NAME	DATE													
	EVERS	03/19/90													
	T. RAMMACHER	10/27/94													
	A. HOUSER	10/09/96													
A. HOUSER	10/17/96														
T. RAMMACHER	01/06/00														
<p>SCALE: NONE</p>															
<p>DATE: 03/25/02</p>															
<p>DRAWN BY: CADD</p>															
<p>CHECKED BY:</p>															