STATE OF ILLINOIS
DEPARTMENT OF TRANSPORTATION

ROUTE NO.	SECTION	COUNTY	TOTAL SHEETS	SHEET NO.
F.A.P. 781	108B-1	CRAWFORD	38	13
FED. ROAD DIST. NO. 7	ILLINOIS	FED. AID PROJECT-		

SHEET NO. 4
16 SHEETS

Contract #94656

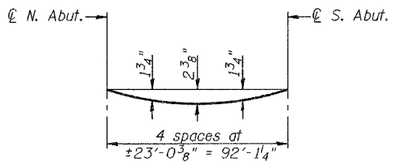

DEAD LOAD DEFLECTION DIAGRAM

(Includes weight of concrete only.)

Note: The above deflections are not to be used in the field if the Engineer is working from the grade elevations adjusted for dead load deflections as shown on sheet 5 of 16.

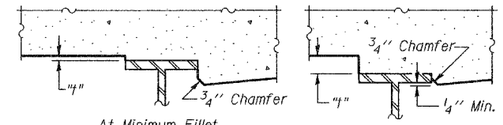

To determine "t": After all structural steel has been erected, elevations of the top flanges of the beams shall be taken at intervals shown below. These elevations subtracted from the "Theoretical Grade Elevations Adjusted for Dead Load Deflection" shown on sheet 5 of 16, minus slab thickness, equals the fillet heights "t" above top flange of girders.

FILLET HEIGHTS

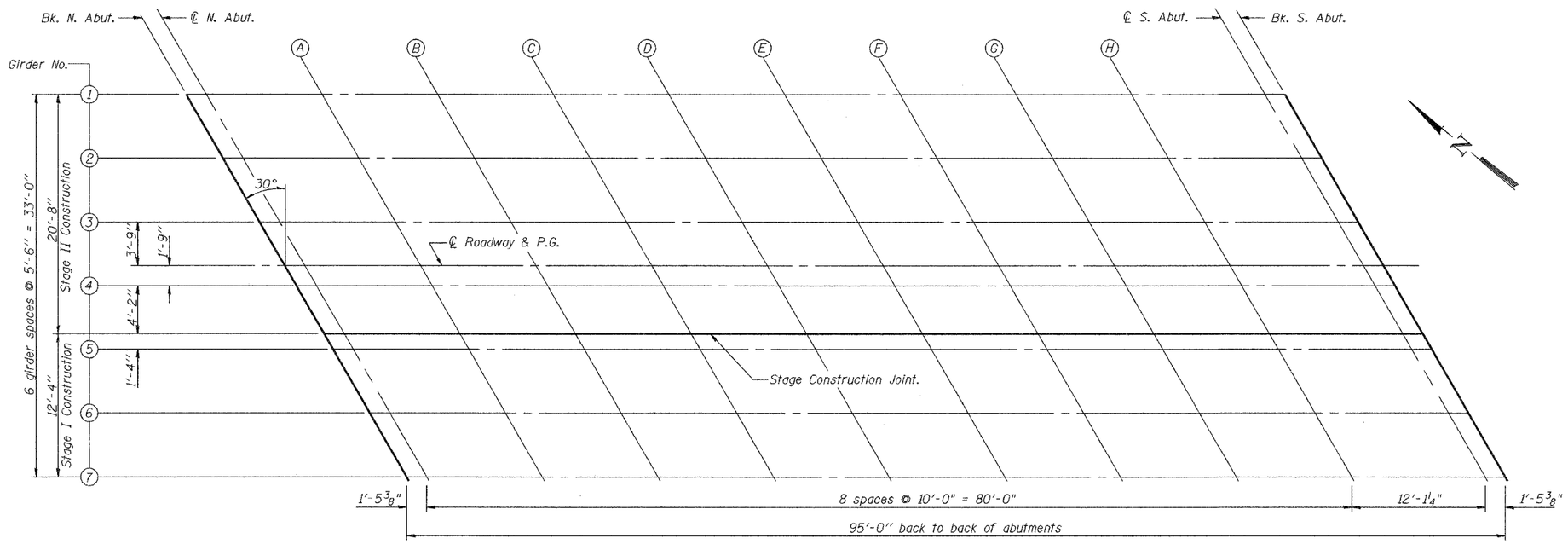

PLAN

DESIGNED	W. Beisner
CHECKED	Chi-Cheung Chau
DRAWN	R. Dalsin
CHECKED	C.C.C./S.J.B./S.M.R.

December 13 2005

EXAMINED Thomas J. Domagalski
ENGINEER OF BRIDGE DESIGN

PASSED Ralph E. Anderson
ENGINEER OF BRIDGES AND STRUCTURES

TOP OF SLAB ELEVATIONS
F.A.P. ROUTE 781 - SECTION 108B-1
CRAWFORD COUNTY
STATION 545+80.00
STRUCTURE NO. 017-0030

...\projects\rps6005\170039.dgn 12/9/2005 9:46:21 AM