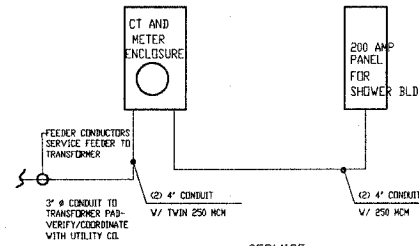


GENERAL NOTES

1. PROVIDE CONNECTION FOR ONE POWER OUTLET, ONE COMPUTER POWER OUTLET, ONE VOICE LINE AND ONE DATA LINE PER OWNER LOCATION (STORAGE 103)
2. REFER TO OTHER SHEET A60 FOR ADDITIONAL SPECIFICATIONS.
3. COORDINATE ALL VOICE, POWER, DATA, AND LIGHTING REQUIREMENTS WITH OWNER'S FURNITURE AND EQUIPMENT.
4. LOCATE BUILDING TRANSFORMER. COORDINATE FINAL LOCATION WITH POWER COMPANY (AMEREN UE) AND GENERAL CONTRACTOR (RE: A10)

### LEGEND

NOTE:  
GROUND W/ #3/0 CU GROUNDING ELECTRODE  
GROUND ROD AND COLD WATER LINE IN STRICT ACCORDANCE  
WITH THE NEC.  
(GROUNDED BACK TO SHORE) WIRE SIZED BY ELECTRICAL CONTRACTOR)



SERVICE:  
200 AMP, 4 WIRE 120/208 V - 1 PHASE  
ELECTRIC PANEL RISER

SERVICE : 200 AMP  
(1) 200 AMP

LIGHTING LOAD: BATH HOUSE  
PROVIDE 20 AMP SPACES  
3.5 VA PER SF. OF FLOOR SPACE  
3.5 VA x 1,232 S.F. ± = (4,312 VA / 240) = 18 AMPERES

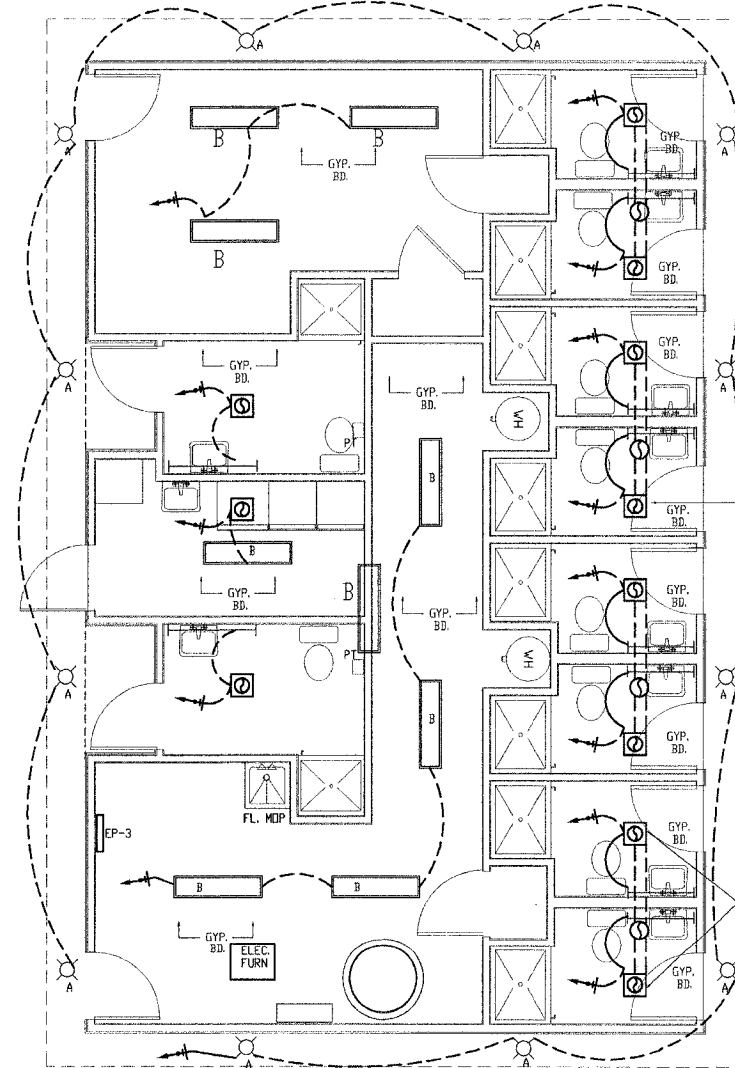
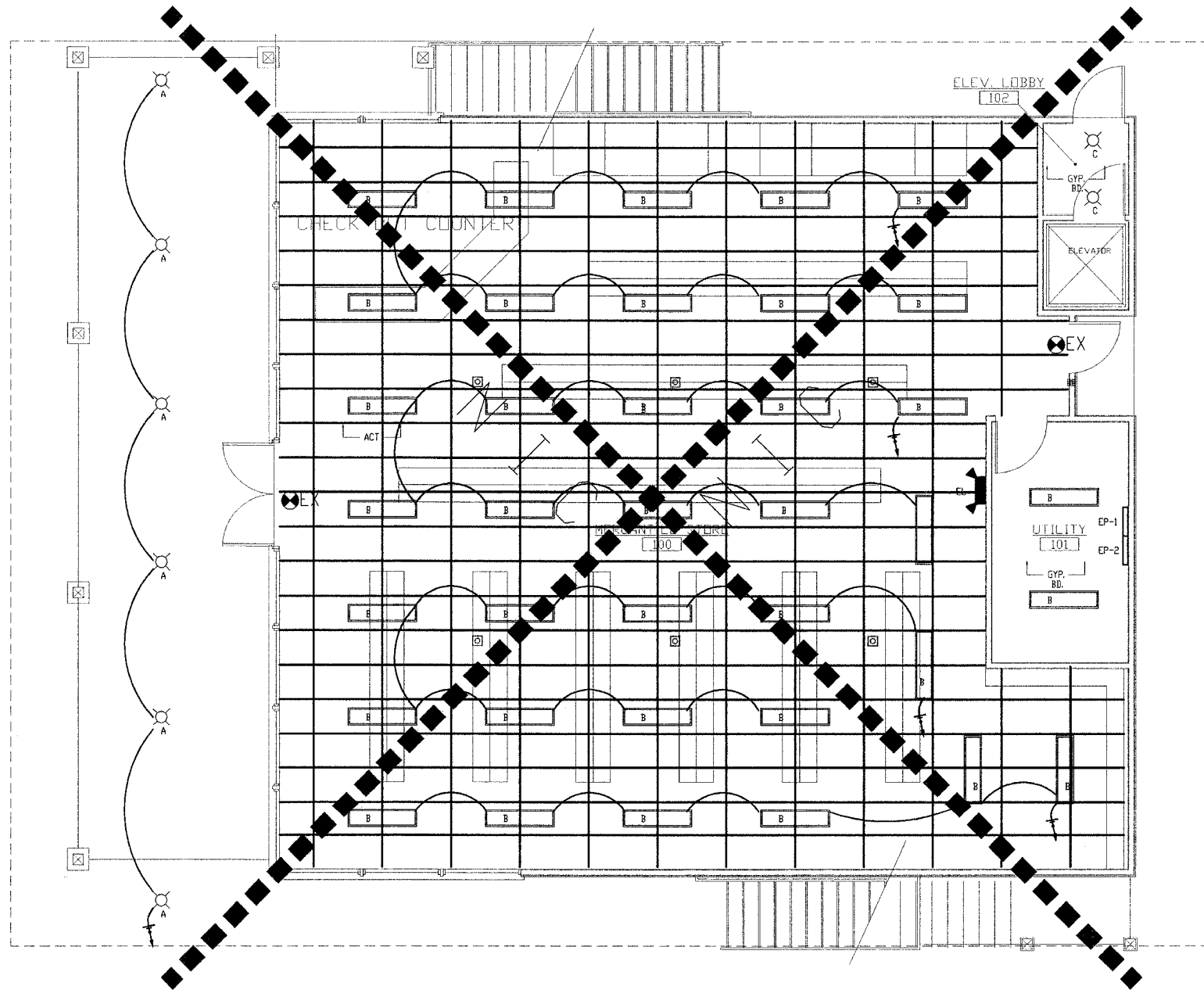
COMMON RECEPTACLE LOAD:  
PROVIDE 15 AMP SPACES  
1.5 VA PER SF. OF FLOOR SPACE  
MAXIMUM 10 OUTLETS PER 15 AMP BREAKER  
1.5 VA x 3970 SF. (INCLUDES BATHHOUSE) = (5,955 VA / 240) = 24 AMPERES

DEDICATED LOAD (EXHAUST FANS - 9 TOTAL)  
15 AMP BREAKERS EACH  
LOAD: 22 AMPS TOTAL

DEDICATED LOAD (DRYERS)  
40 AMP BREAKERS EACH  
LOAD: 24 AMPS x (2) = 48 AMPS

DEDICATED LOAD (AIR CONDITIONER):  
60 AMP BREAKERS EACH  
LOAD: 24 AMPS x (2) = 48 AMPS

TOTAL DEMAND LOAD:  
160 AMPERES



PROVIDE (2)  
PHOTO ELECTRIC FIXTURE  
(INCANDESCENT) IN CLEFTORY  
150 WATT EACH

Restroom Exhaust Fans  
"Broan" single port 6" duct  
Model #SP140

150 CFM ELEC. FAN  
CONNECT EACH FAN TO  
EXHAUST UP THRU ROOF

EXTERIOR RECESSED FIXTURES  
ARE CONTROLLED BY PHOTOELECTRIC SWITCH

1 LIGHTING PLAN  
1/4" = 1'-0"



JOHN A. SHORTAL,  
ARCHITECT, LTD.  
608 POPLAR STREET  
JERSEYVILLE, ILLINOIS 62052  
(618) 779-2740

CITY OF  
GRAFTON

GRAFTON, IL 62037

GRAFTON HARBOR  
MARINA PROJECT  
RESTROOM BUILDING  
215 W. WATER STREET  
GRAFTON, IL 62037

DATE: 9/1/05

REVISED: 00/00/00

ISSUED: FOR BID

PROJ. NO.: 40001

DRAWN BY: JoS

SHEET TITLE  
LIGHTING  
PLAN  
(12)

E1.0